

# City of Wilsonville Police



**Officer Corey Hogg had a busy night** on May 20. He helped save a life through CPR efforts early in his shift, and then moved to helping this couple find a hotel after they became stranded in Wilsonville due to car trouble.



**COVID-19, Stay at Home/Save Lives, and Social Distancing, all still a thing.** During May, many people organized birthday drive-by cheers for loved ones. Along with Tualatin Valley Fire & Rescue, we were happy to help celebrate the occasions.




**Deputy Jodi Westerman retired from the Sheriff's Office** in May. Prior to having a dedicated traffic position in Wilsonville, the Sheriff's Traffic Unit rotated through the police department. Deputy Westerman spent many a month patrolling Wilsonville's streets. She was part of our family and made a difference. Best of everything to you, Deputy Westerman! Thank you for your years of service (25 in all).

We've boosted patrol in many area neighborhoods, particularly during late night and early morning hours. Wilsonville has experienced a recent increase in thefts from and of vehicles. We are making every effort to catch up with the persons responsible. Things the public can do to help avoid or mitigate falling victim are removing articles from and locking vehicles, closing and locking garages, and reporting suspicious persons or vehicles in neighborhoods at the time of occurrence.



Thank you  
for the  
hand sanitizer,  
Sig Sauer!

We love this.  
Thank you.



# WILSONVILLE

## MONTHLY ACTIVITY REPORT

### May 2020

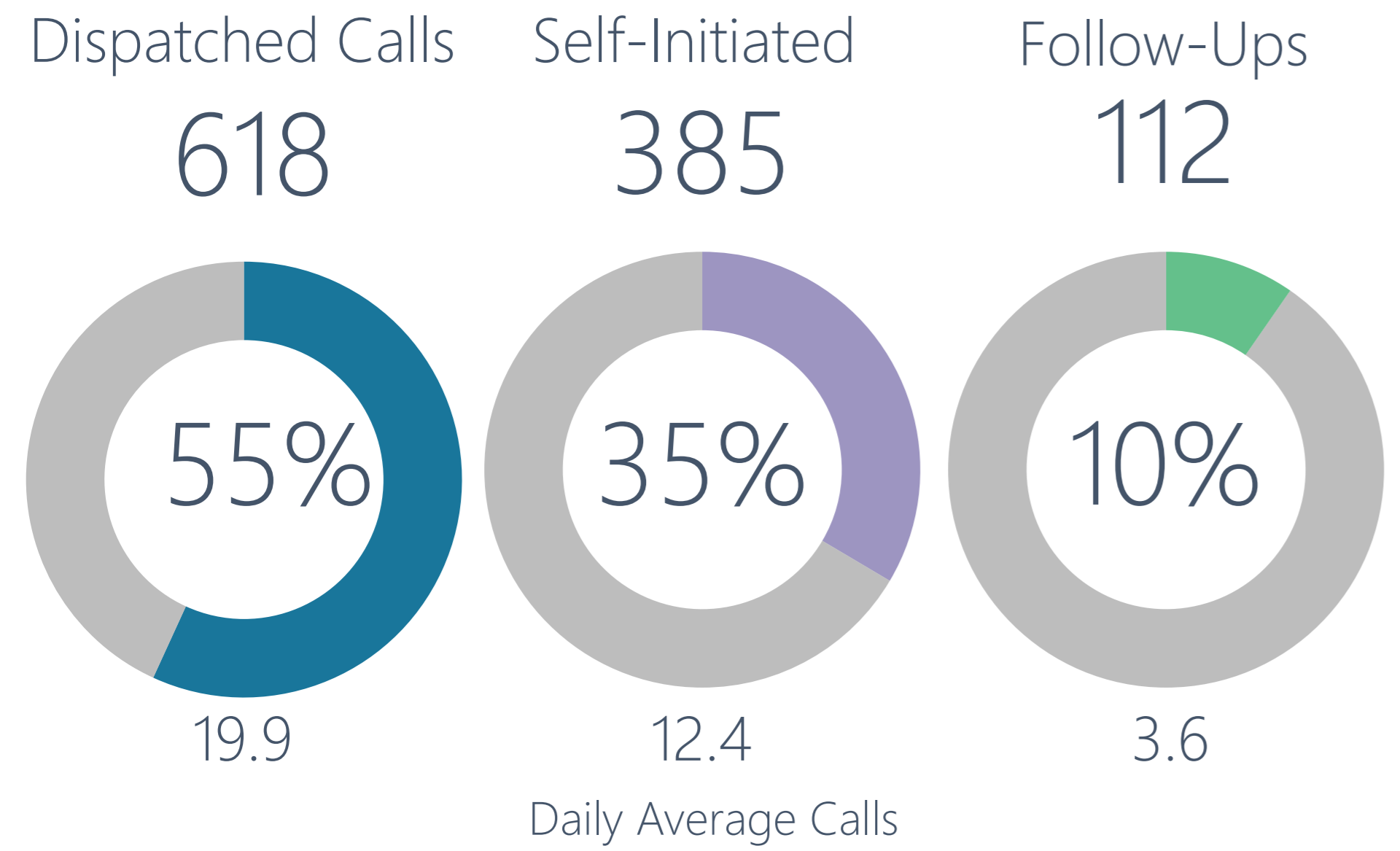


CITY OF WILSONVILLE POLICE DEPARTMENT  
30000 SW Town Center Loop  
Wilsonville, OR 97070



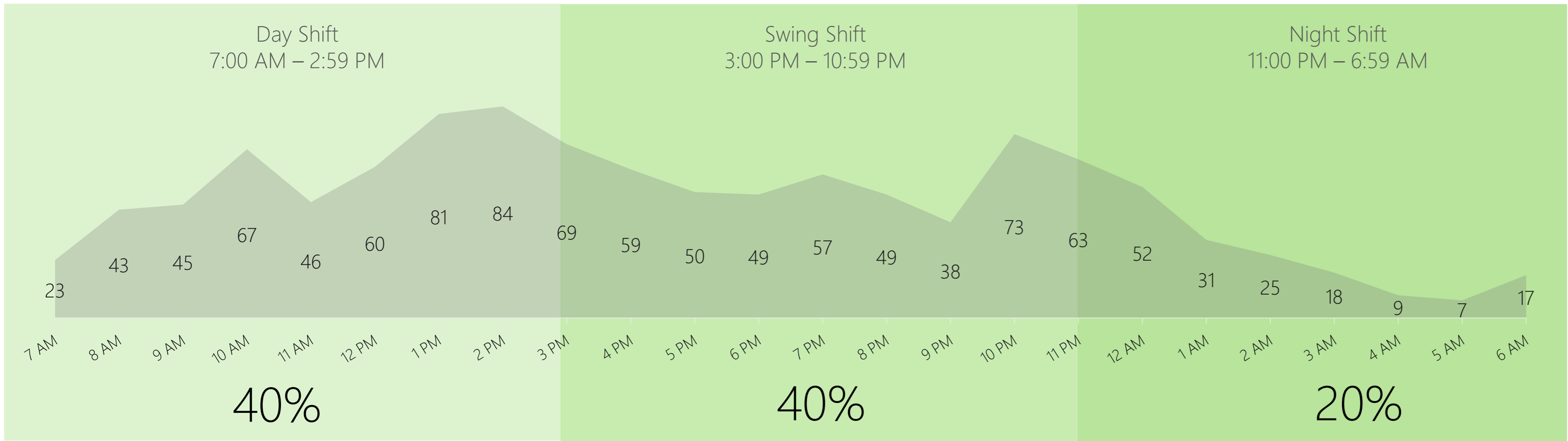
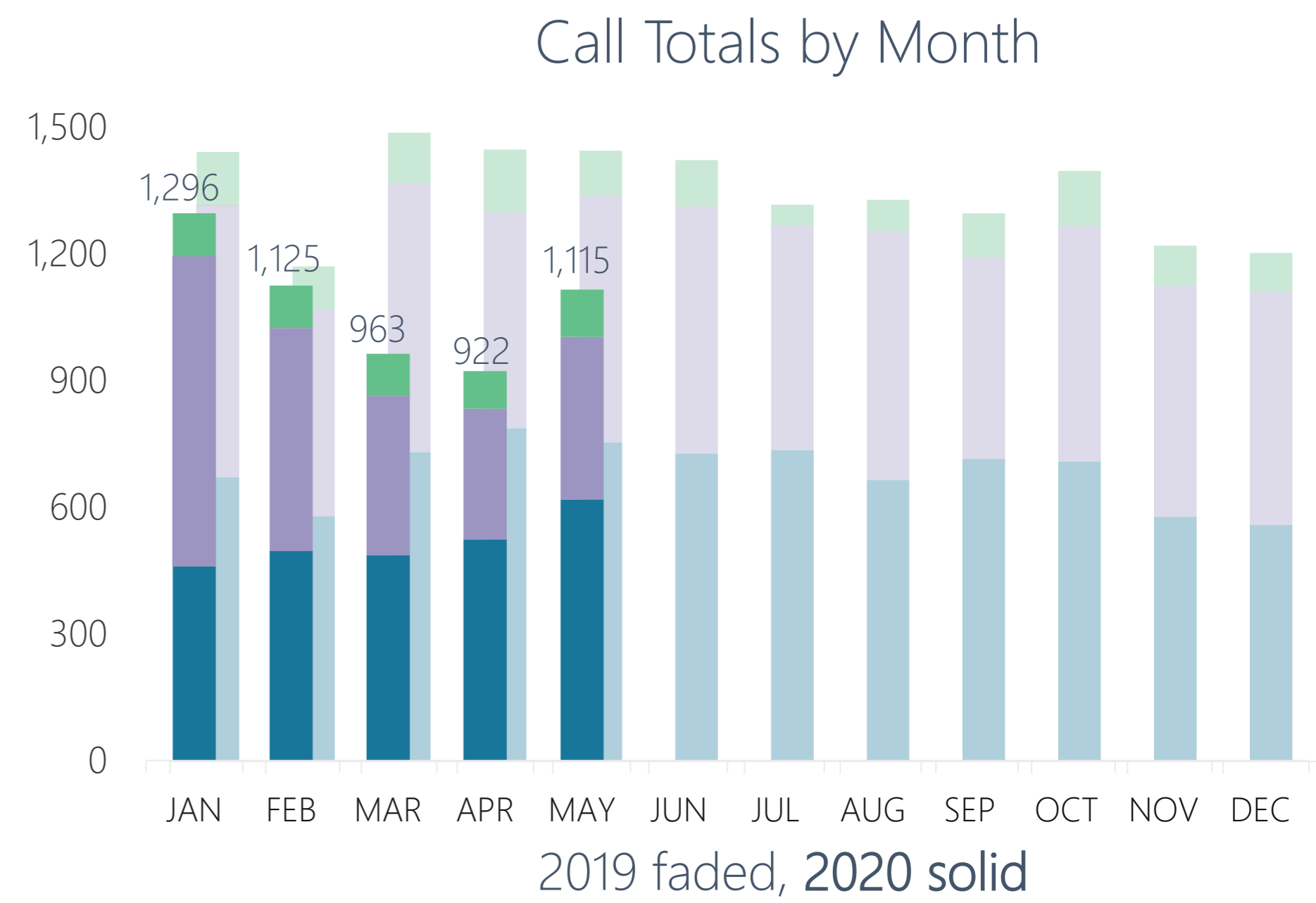
In Partnership with

**Clackamas County  
Sheriff's Office**

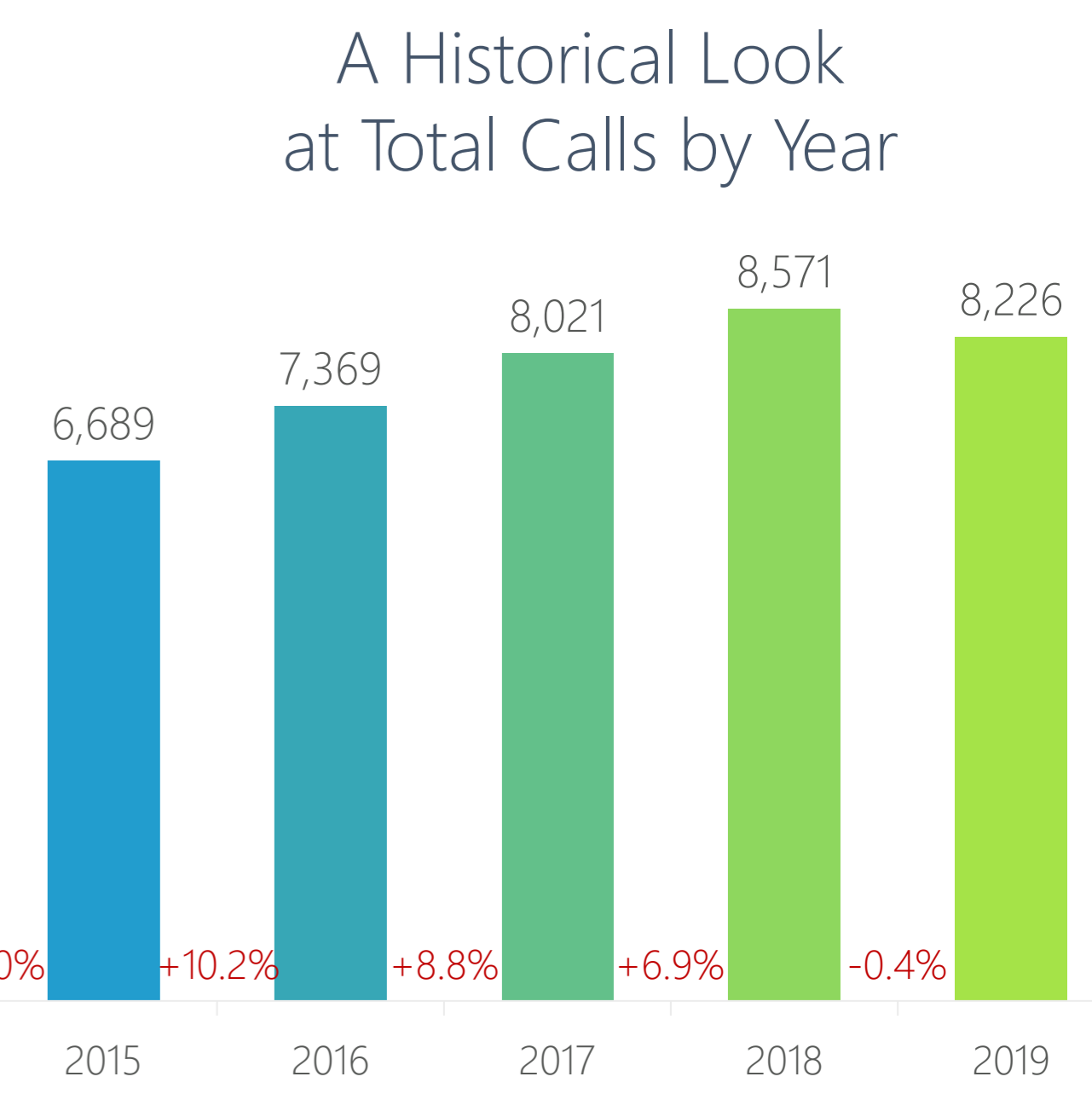


Median Hold & Response Times

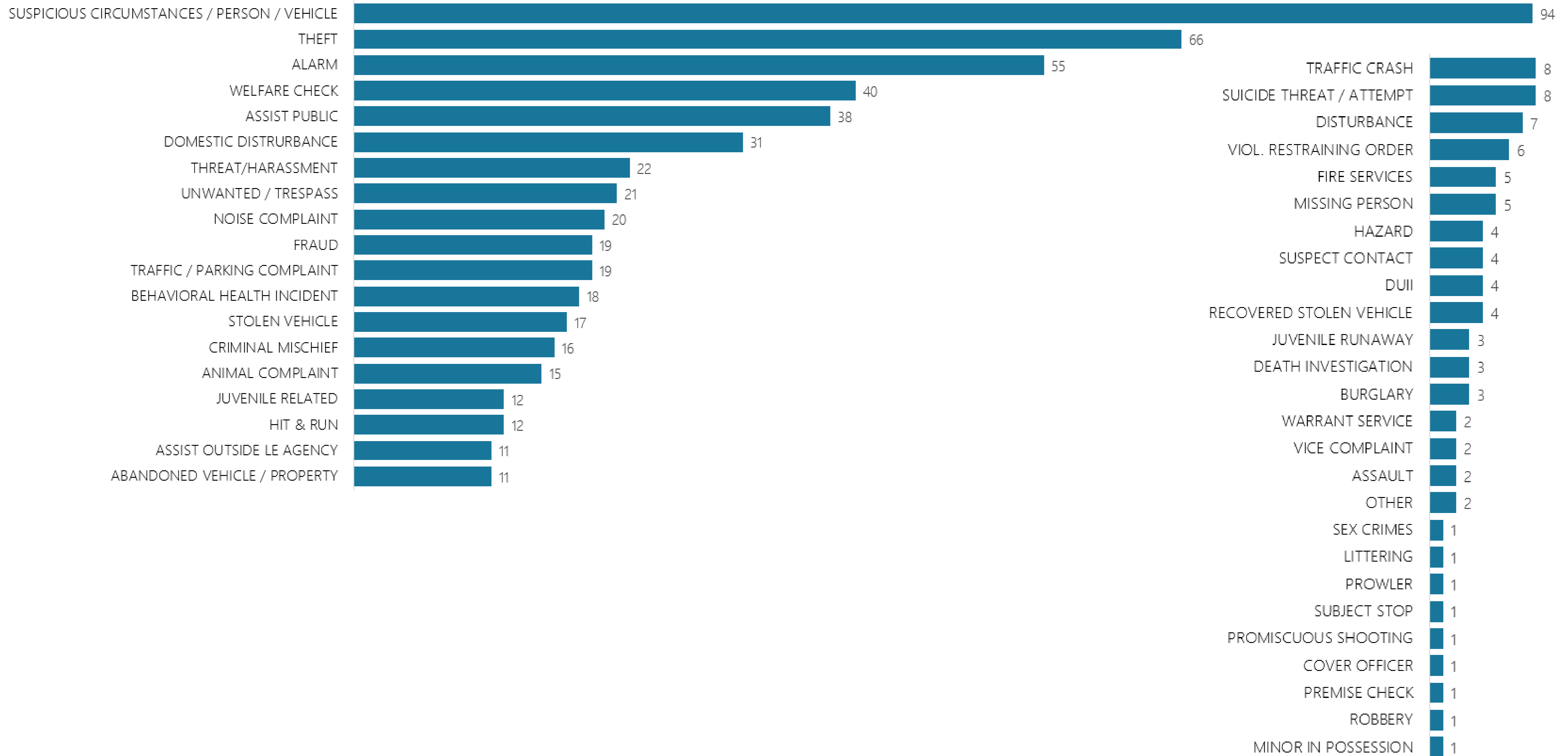
	All Calls	Priority 1 & 2 Calls
Input to Dispatch (Hold Duration)	1:13	:43
Dispatch to Arrival (Response Duration)	5:03	5:01



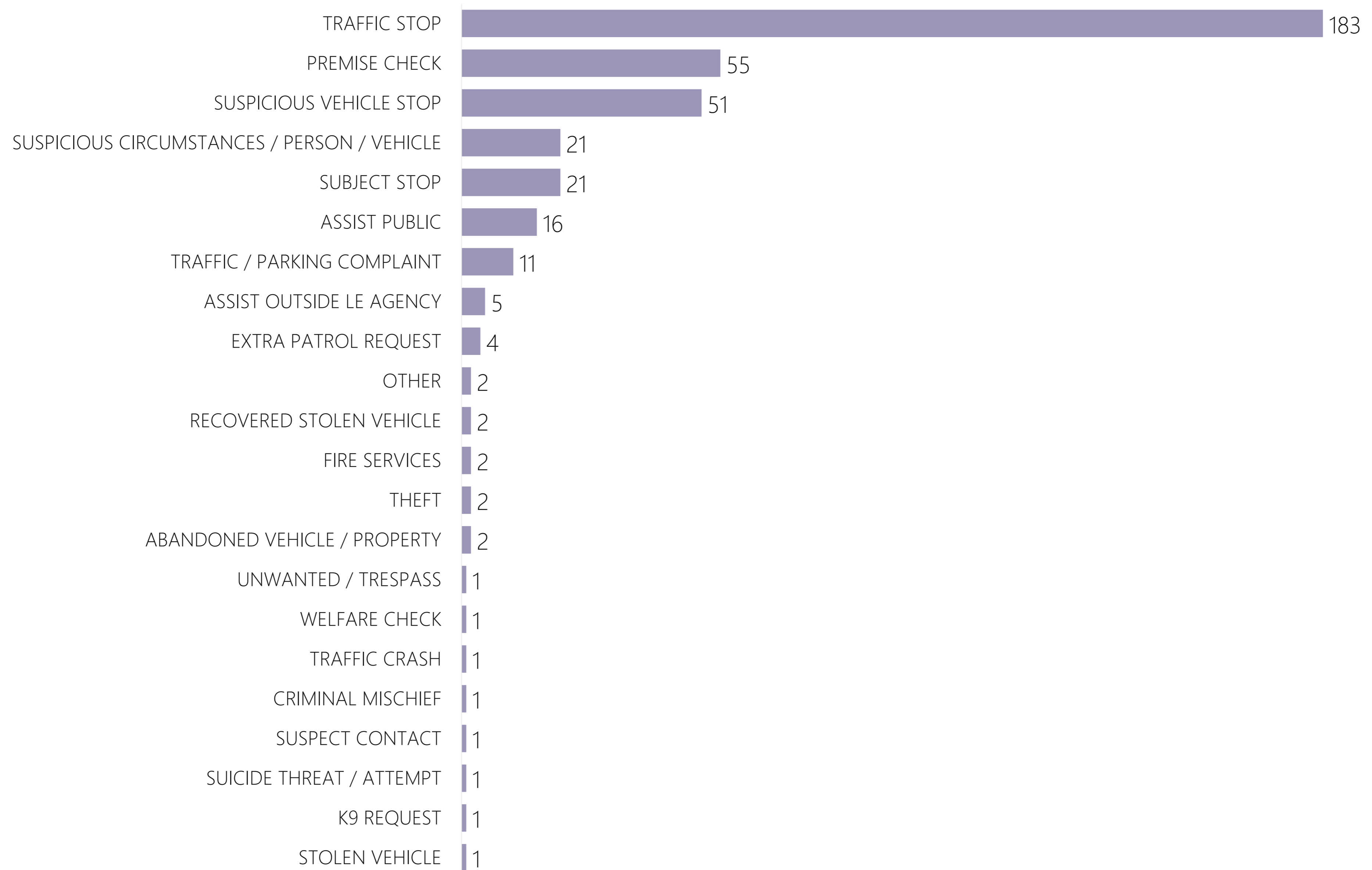
Dispatched Calls for Service Breakdown by Hour of Day & Shift Time Groupings  
(not actual breakdown of Wilsonville PD shift schedules)



Dispatched Call Types



Self-Initiated Call Types






















DISPATCHED CALL TYPE	Jan	Feb	Mar	Apr	May	Jun	Jul	Aug	Sep	Oct	Nov	Dec	2020 Monthly Trend Line
ABANDONED VEHICLE / PROPERTY	14	10	11	17	11								
ALARM	38	48	52	40	55								
ANIMAL COMPLAINT	3	4	4	3	15								
ASSAULT	6	5	4	4	2								
ASSIST OUTSIDE LE AGENCY	8	3	18	3	11								
ASSIST PUBLIC	24	32	36	28	38								
BEHAVIORAL HEALTH INCIDENT	7	24	18	8	18								
BURGLARY	8	7	7	1	3								
COVER OFFICER	6	1	0	0	1								
CRIMINAL MISCHIEF	7	7	5	10	16								
DEATH INVESTIGATION	0	4	1	0	3								
DOMESTIC DISTURBANCE	16	19	32	21	31								
DUII	6	10	3	3	4								
EXTRA PATROL REQUEST	2	1	0	1	0								
FIRE SERVICES	6	7	8	2	5								
FRAUD	16	19	16	21	19								
HAZARD	3	7	3	6	4								
HIT & RUN	8	11	10	13	12								
JUVENILE RELATED	18	17	15	13	12								
JUVENILE RUNAWAY	0	0	8	4	3								
LITTERING	1	3	0	0	1								
MARINE PATROL	0	1	0	1	0								
MENACING	1	0	0	1	0								
MINOR IN POSSESSION	6	2	4	1	1								
MISSING PERSON	5	5	6	5	5								
NOISE COMPLAINT	10	9	17	16	20								
OTHER	0	2	1	5	2								

(List part 1 of 2)

DISPATCHED CALL TYPE	Jan	Feb	Mar	Apr	May	Jun	Jul	Aug	Sep	Oct	Nov	Dec	2020 Monthly Trend Line
OVERDOSE	1	0	0	0	0								
PREMISE CHECK	1	1	0	3	1								
PROMISCUOUS SHOOTING	1	0	2	3	1								
PROWLER	0	1	2	0	1								
PURSUIT	0	0	0	1	0								
RECOVERED STOLEN VEHICLE	1	1	2	2	4								
SEX CRIMES	4	0	2	3	1								
STOLEN VEHICLE	1	8	9	9	17								
SUBJECT STOP	0	0	0	0	1								
SUICIDE THREAT / ATTEMPT	3	16	8	14	8								
SUSPECT CONTACT	1	0	0	3	4								
SUSPICIOUS CIRCUMSTANCES / PERSON / VEHICLE	71	69	55	57	94								
SUSPICIOUS VEHICLE STOP	2	0	0	0	0								
THEFT	47	40	36	75	66								
THREAT/HARASSMENT	15	19	20	29	22								
TRAFFIC / PARKING COMPLAINT	13	11	9	25	19								
TRAFFIC CRASH	11	13	11	6	8								
TRAFFIC STOP	1	0	0	0	0								
UNWANTED / TRESPASS	19	17	13	20	21								
VICE COMPLAINT	3	7	4	1	2								
VIOL. RESTRAINING ORDER	1	1	1	5	6								
WARRANT SERVICE	2	1	1	0	2								
WELFARE CHECK	32	26	24	28	40								
DISTURBANCE	11	7	8	11	7								
ROBBERY	0	0	0	0	1								
<b>Grand Total</b>	<b>460</b>	<b>496</b>	<b>486</b>	<b>522</b>	<b>618</b>								

(List part 2 of 2)

SELF-INITIATED CALL TYPE	Jan	Feb	Mar	Apr	May	Jun	Jul	Aug	Sep	Oct	Nov	Dec	2020 Monthly Trend Line
ABANDONED VEHICLE / PROPERTY	1	8	5	7	2								
ALARM	1	0	0	0	0								
ANIMAL COMPLAINT	0	1	0	2	0								
ASSAULT	1	0	0	0	0								
ASSIST OUTSIDE LE AGENCY	7	1	2	3	5								
ASSIST PUBLIC	22	17	16	22	16								
CRIMINAL MISCHIEF	6	2	0	0	1								
DUII	0	0	1	0	0								
EXTRA PATROL REQUEST	15	9	0	3	4								
FIRE SERVICES	1	0	0	1	2								
FRAUD	2	2	1	0	0								
HAZARD	2	0	3	1	0								
HIT & RUN	0	1	2	1	0								
JUVENILE RELATED	1	1	2	0	0								
MINOR IN POSSESSION	3	2	0	0	0								
OTHER	1	0	4	5	2								
PREMISE CHECK	99	57	83	88	55								
PURSUIT	1	1	0	1	0								
RECOVERED STOLEN VEHICLE	1	1	1	4	2								

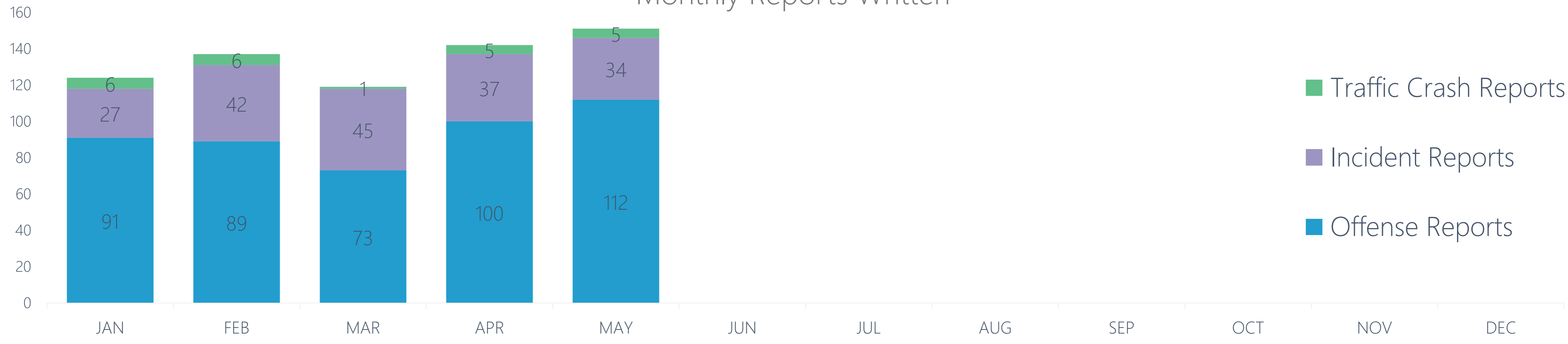
(List part 1 of 2)



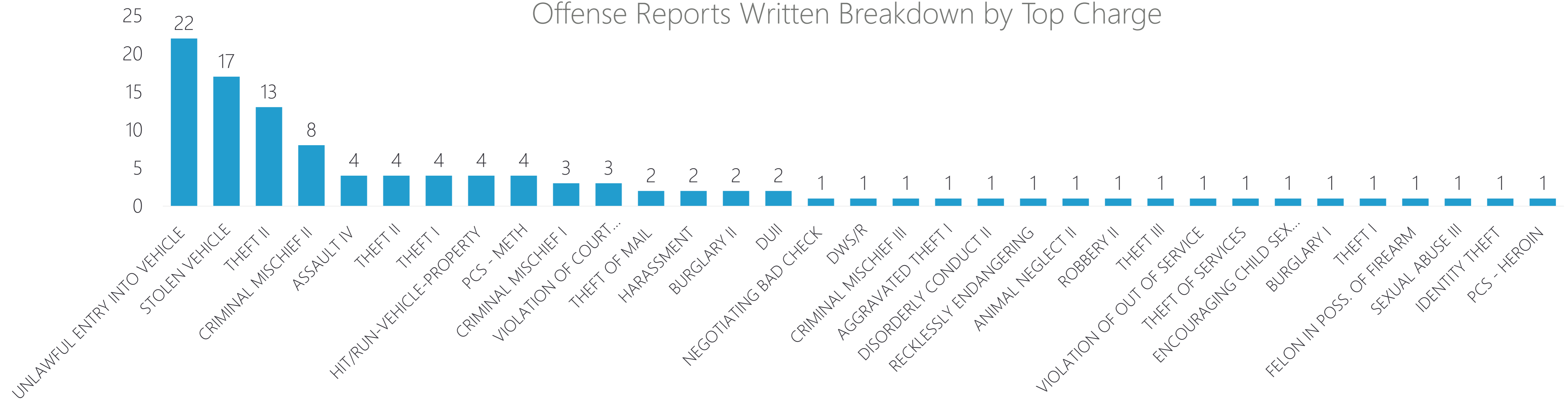
SELF-INITIATED CALL TYPE	Jan	Feb	Mar	Apr	May	Jun	Jul	Aug	Sep	Oct	Nov	Dec	2020 Monthly Trend Line
SEX CRIMES	0	0	3	0	0								
STOLEN VEHICLE	0	0	0	0	1								
SUBJECT STOP	30	19	12	19	21								
SUICIDE THREAT / ATTEMPT	0	0	0	0	1								
SUSPECT CONTACT	3	4	5	5	1								
SUSPICIOUS CIRCUMSTANCES / PERSON / VEHICLE	8	4	5	18	21								
SUSPICIOUS VEHICLE STOP	84	62	52	60	51								
THEFT	5	2	1	2	2								
THREAT/HARASSMENT	1	0	2	1	0								
TRAFFIC / PARKING COMPLAINT	24	17	10	8	11								
TRAFFIC CRASH	4	3	1	1	1								
TRAFFIC STOP	402	308	161	53	183								
UNWANTED / TRESPASS	0	1	0	2	1								
VICE COMPLAINT	0	0	0	1	0								
WARRANT SERVICE	9	2	3	1	0								
WELFARE CHECK	1	2	2	0	1								
K9 REQUEST	0	0	1	0	1								
DISTURBANCE	0	1	0	0	0								
<b>Grand Total</b>	<b>735</b>	<b>528</b>	<b>378</b>	<b>309</b>	<b>385</b>								

(List part 2 of 2)

## Monthly Reports Written



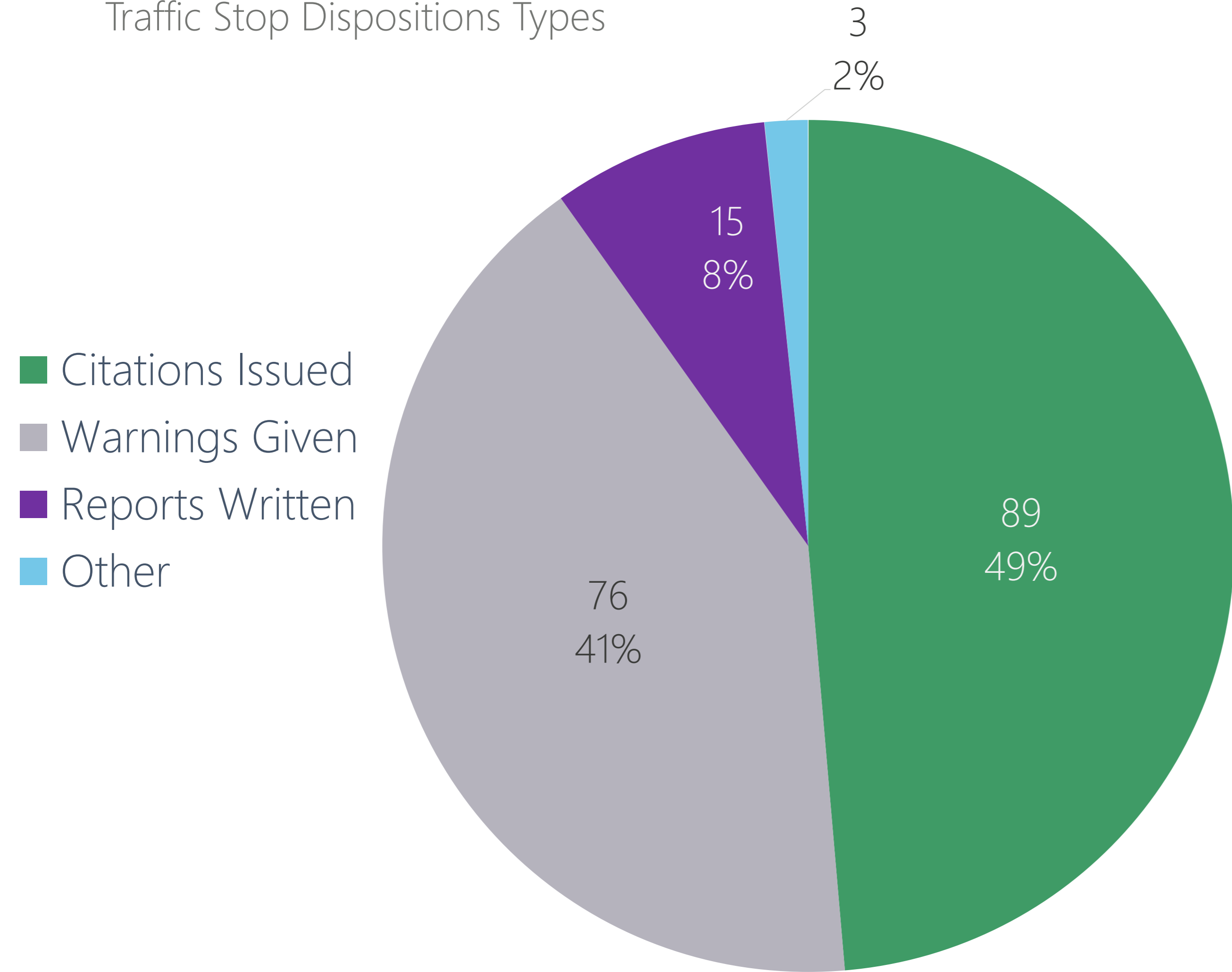
## Offense Reports Written Breakdown by Top Charge



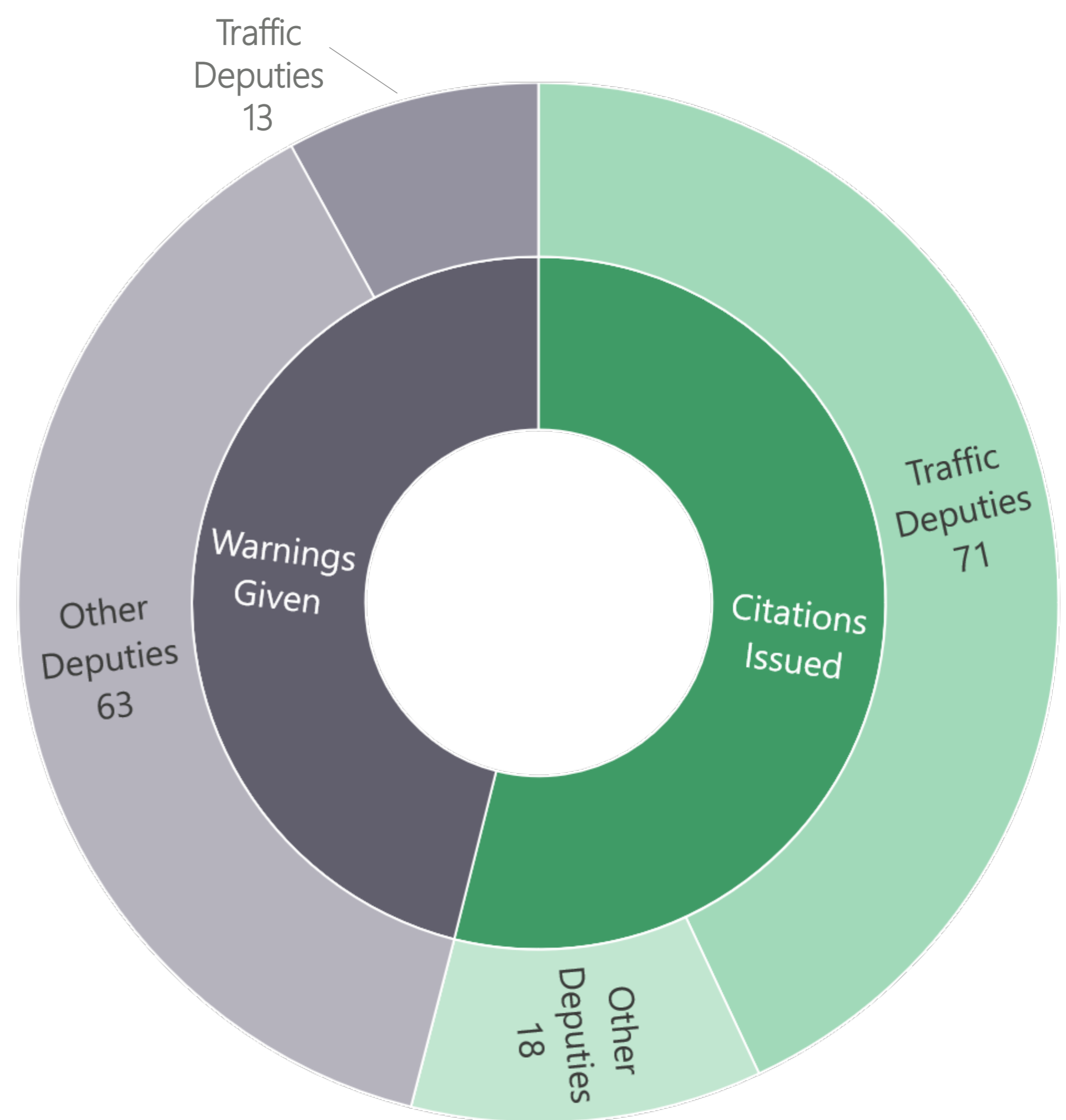
### Traffic Stop Dispositions

In May 2020, **183** traffic stops were made within the city limits, resulting in **89** citations issued, **76** warnings given, and **15** offense/incident reports created. Of the **89** citations issued, **141** charges were included (see next slide).

Traffic Stop Dispositions Types

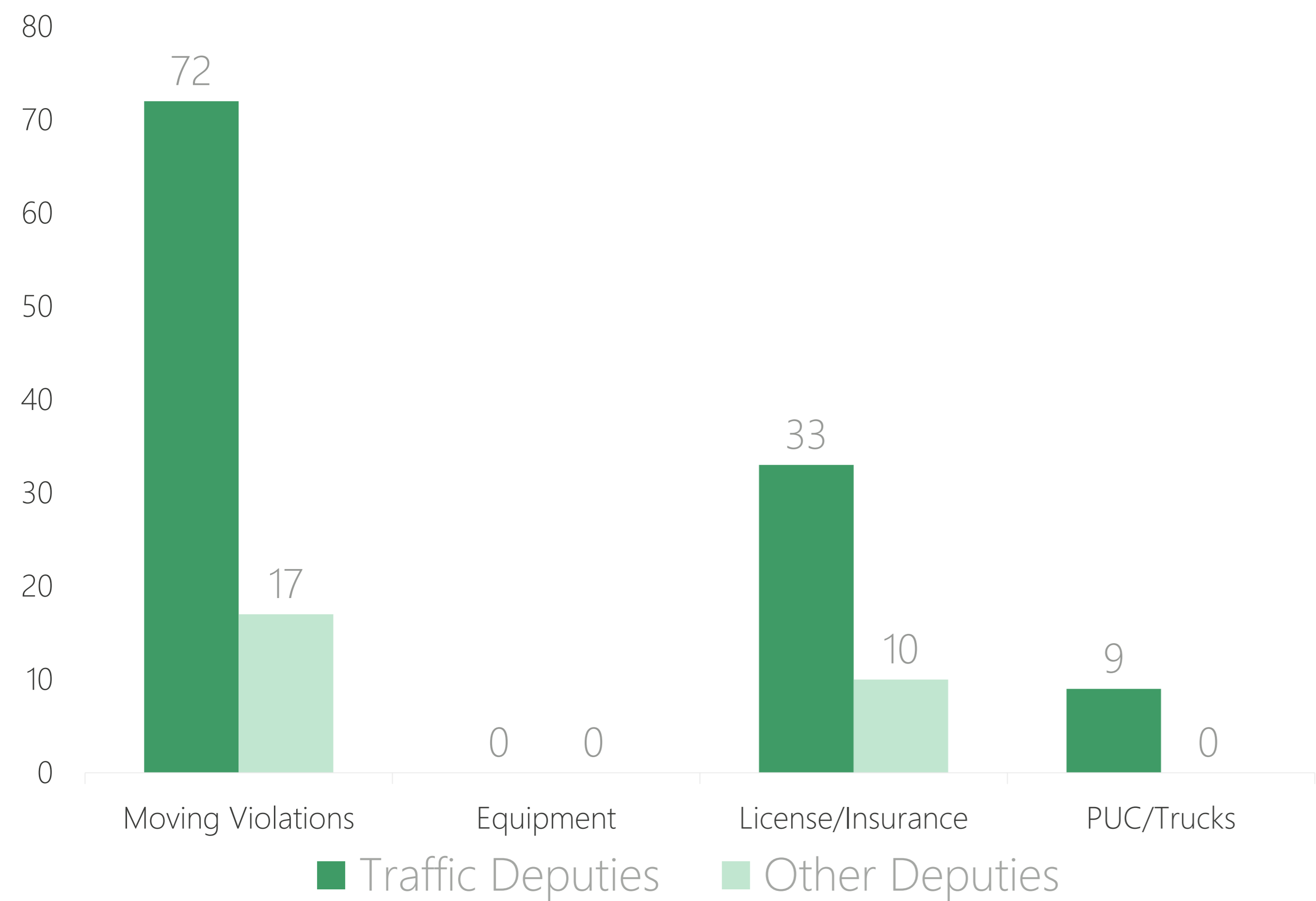


Warnings & Citations Issued Broken Down by Deputy Type

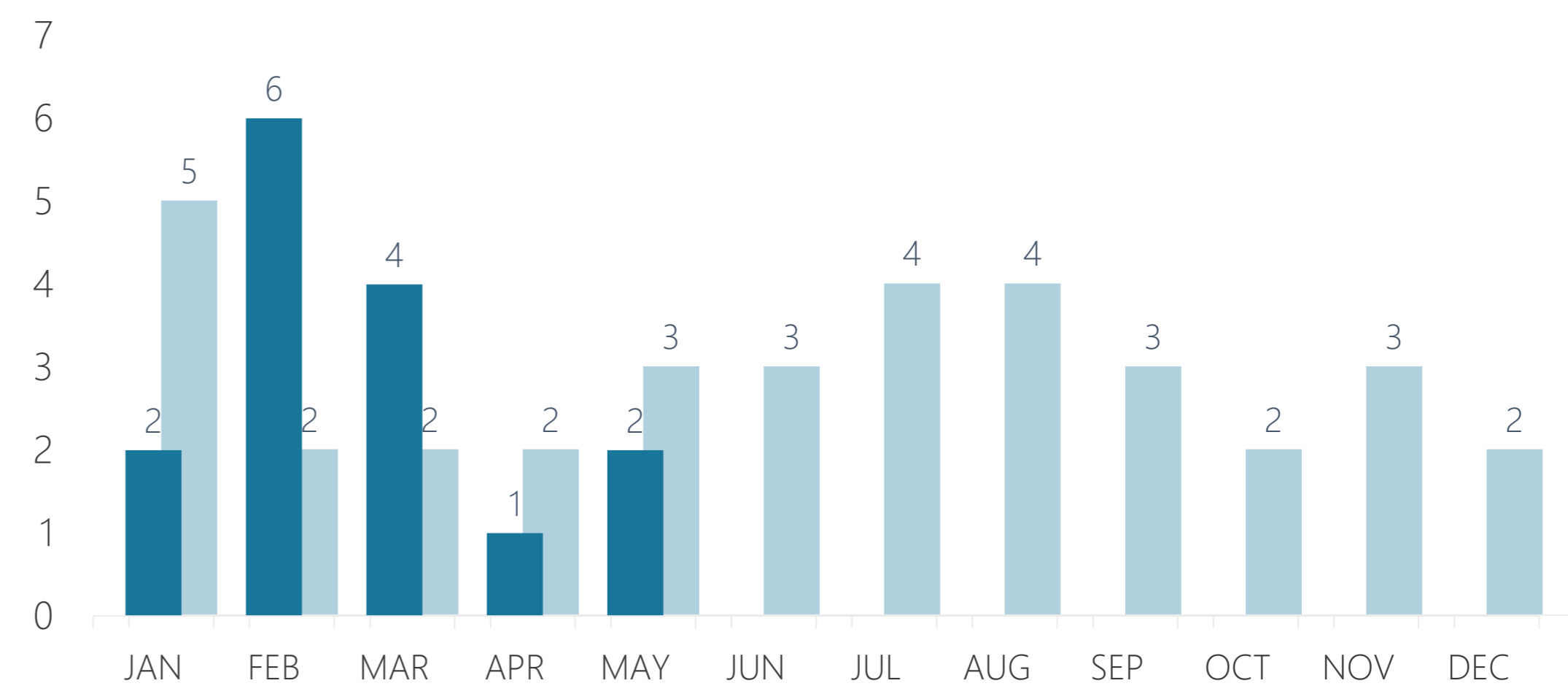


## Citation Types Issued:

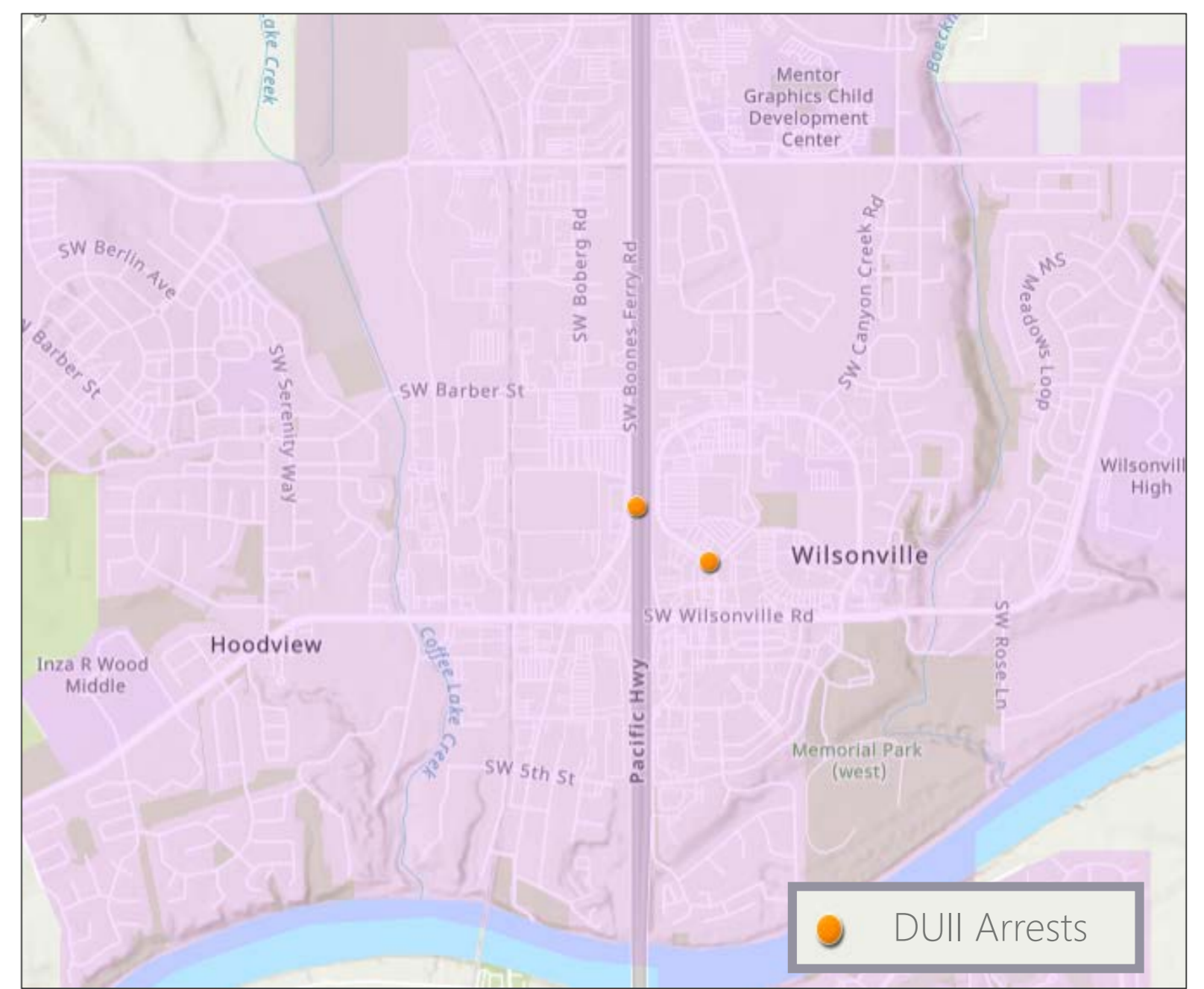
Of the **89** citations issued, **141** charges were included in the following types:



## DUII Arrests:

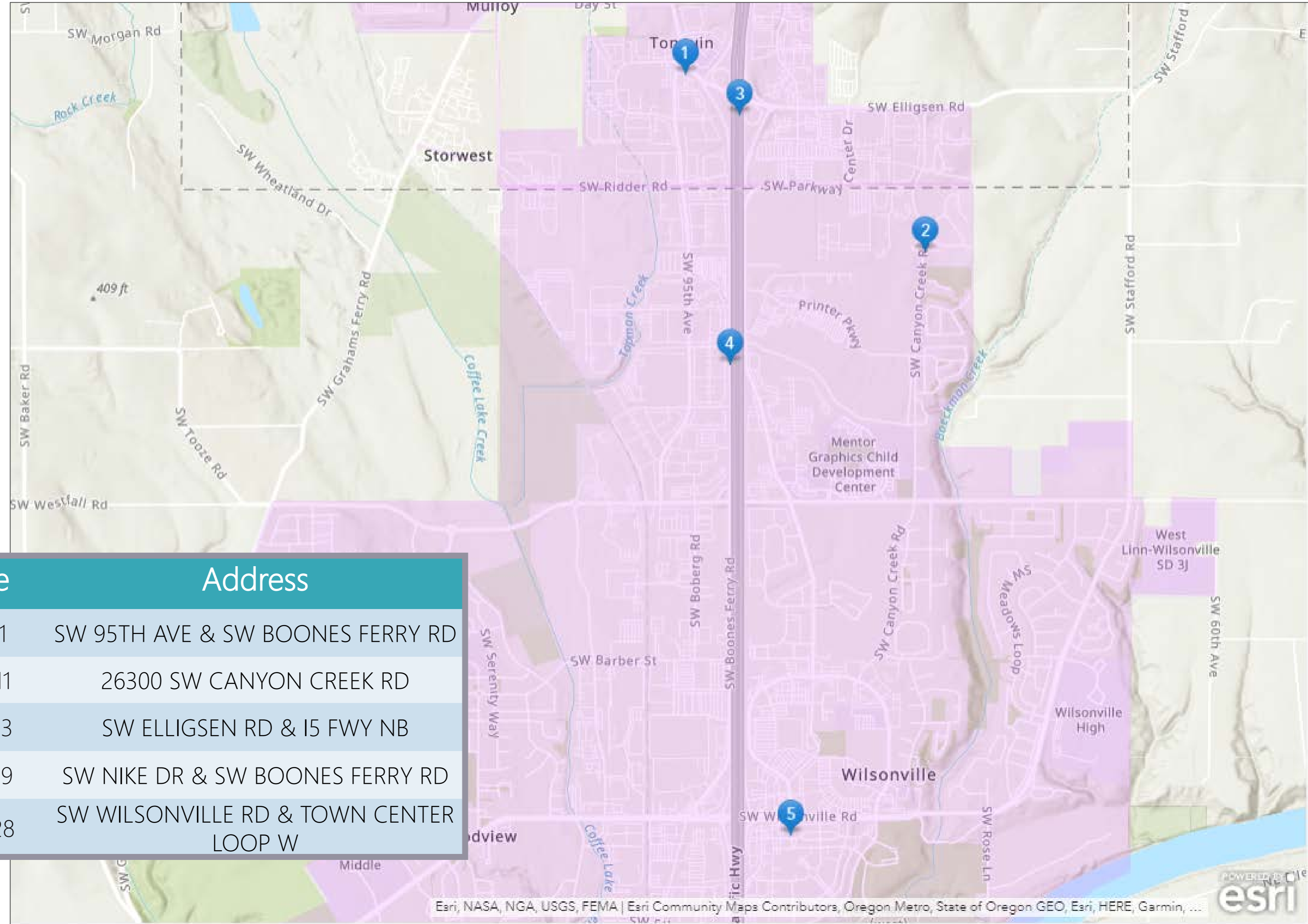


2019 faded, 2020 solid



DUII Arrests

Map of Traffic Crash Reports



Map #	Case #	Date	Address
1	<a href="#">20-009091</a>	May 1	SW 95TH AVE & SW BOONES FERRY RD
2	<a href="#">20-009821</a>	May 11	26300 SW CANYON CREEK RD
3	<a href="#">20-009989</a>	May 13	SW ELLIGSEN RD & I5 FWY NB
4	<a href="#">20-010353</a>	May 19	SW NIKE DR & SW BOONES FERRY RD
5	<a href="#">20-011077</a>	May 28	SW WILSONVILLE RD & TOWN CENTER LOOP W