

MONTHLY NEWS

# City of Wilsonville Police

VOLUME 2 | ISSUE 12 | PUBLISHED JANUARY 10, 2020 | **December 2019**



**Right: We enjoy meeting the public.** Here, this little lady was excited to make friends with Deputies Benjamin Toops and Joey Barros. (Pictured is Deputy Toops.)



**Left: Wilsonville Police and TVF&R responded to a medical emergency on December 16, 2019.** Police and fire often play critical roles in the chain of survival. Wilsonville deputies are equipped with AED units and regularly receive CPR and Basic First Aid training. In many cases, police often arrive on calls requiring CPR prior to EMS services.



**While parking complaints are frequent,** we made a temporary change during the week of December 22 and left warnings in place of tickets. This time of year is known for its giving and kindness.



**Thanks to some very generous "Secret Santa" donors,** we were able to spread some holiday cheer by giving out \$100 bills.



**We had several people think of us this season and drop off goodies,** including this group of young visitors. Thank you!



**Gratuitous tree shots taken during 2019's holiday season.** Moments like these are nice.

# Wilsonville

# December 2019



## City of Wilsonville Police Department

30000 SW Town Center Loop E  
Wilsonville, OR 97070

In Partnership with



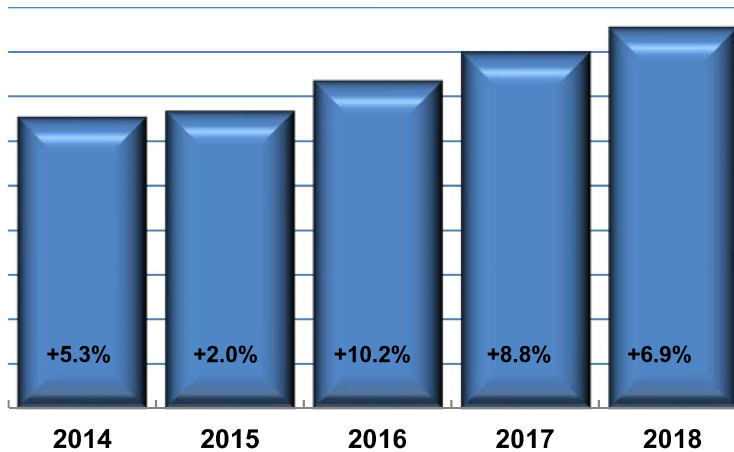
**Clackamas County  
Sheriff's Office**

## Monthly Summary

During December 2019, the Clackamas County Sheriff's Office provided law enforcement service to the City of Wilsonville on a 24 hour a day basis. During this time deputies assigned to Wilsonville responded to 560 calls for service, which was an average of 18.1 calls a day.

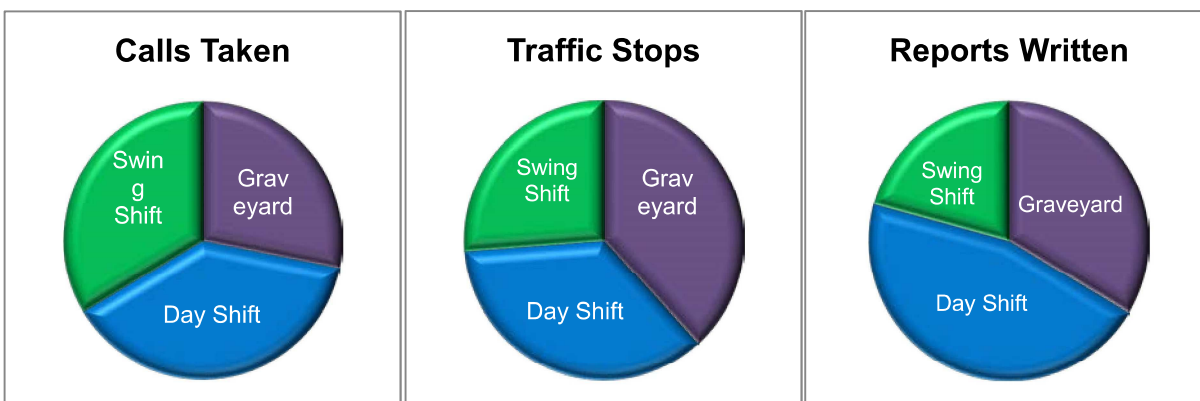
Below is a chart showing the number of calls for service in the City during the last 5 years.

<u>Year</u>	<u>Number of Calls</u>	<u>Monthly Average</u>	<u>Daily Average</u>
2014	6,558	546.5	18.0
2015	6,689	557.4	18.3
2016	7,369	614.1	20.2
2017	8,021	668.4	22.0
2018	8,571	714.3	23.5



An overall look at the shift activity shows the following percentages of calls taken, traffic stops made and reports written for December 2019.

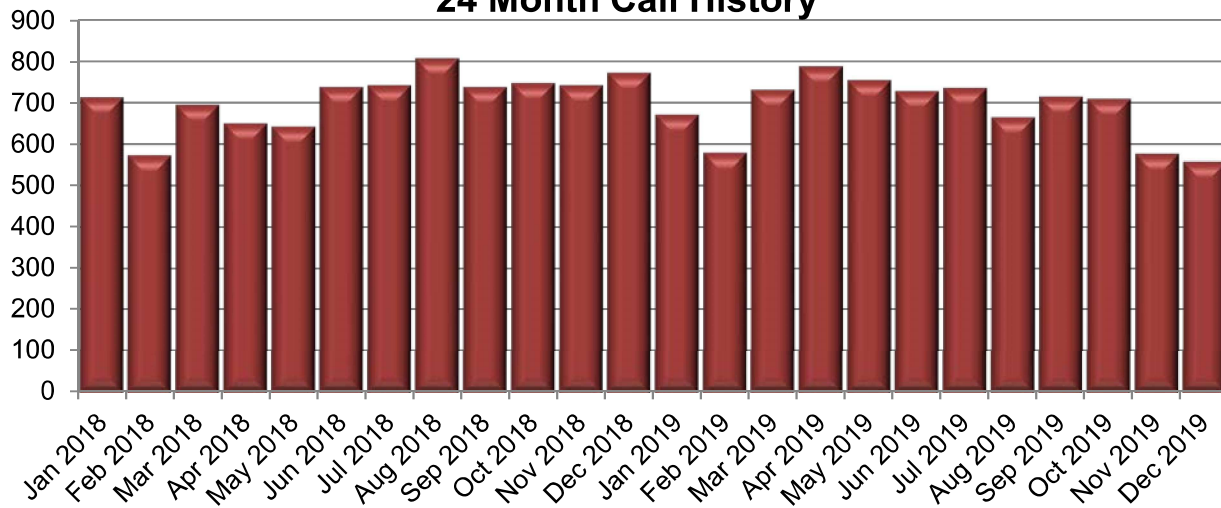
	<u>Percentage of Calls Taken</u>	<u>Percentage of Traffic Stops</u>	<u>Percentage of Reports Written</u>
Graveyard	28.2%	38.2%	33.6%
Day Shift	38.2%	35.6%	45.6%
Swing Shift	33.6%	26.2%	20.7%



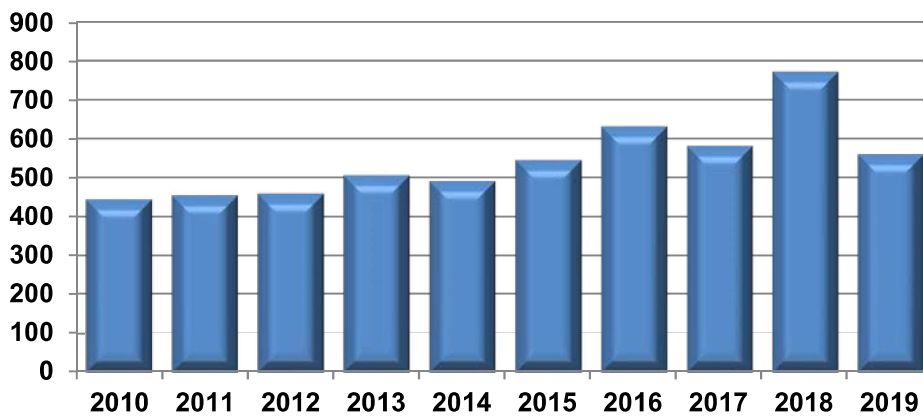
## Calls for Service

Number of Calls Per Shift	December 2019	December 2018	Monthly Average 2018
<b>Graveyard (2100-0700)</b>	158	182	139.6
<b>Day Shift (0700-1700)</b>	214	354	336.3
<b>Swing Shift (1100-0300)</b>	188	236	238.4
<b>Monthly Total</b>	<b>560</b>	<b>772</b>	<b>714.3</b>
<b>Daily Average</b>	18.1	24.9	23.5

### 24 Month Call History



### December Calls for Service



## Types of Calls

This chart shows the types of calls for service during the month. These calls do not reflect actual criminal activity. In some cases the call was dispatched as a particular type of incident, but it was later determined to be of a different nature.

Type of Call	December 2019	December 2018	2018 Monthly Avg.
Abandoned Vehicle	1	1	4.5
Alarm	62	79	67.4
Animal Complaint	9	3	10.5
Assault	1	3	4.6
Assist Agency	15	28	34.3
Assist Public	28	52	48.7
Behavioral Health Incident	5	5	9.8
Burglary	4	5	5.3
Criminal Mischief	8	1	9.8
Death Investigation	3	32	1.7
Disturbance	4	4	8.1
Domestic Disturbance	34	12	27.0
Extra Patrol Request	1	25	2.3
Fire Services	5	4	10.8
Fraud	12	24	17.7
Hazard	10	9	9.5
Juvenile Problem	11	4	17.9
Minor in Possession	0	4	0.9
Missing Person	4	14	3.3
Noise Complaint	12	19	8.9
Open Door / Window	5	48	3.6
Other	67	44	24.0
Parking Complaint	23	2	49.8
Promiscuous Shooting	0	9	1.1
Property Investigation	14		17.8
Provide Information	1	1	3.8
Prowler	0	5	0.6
Recovered Stolen Vehicle	2	1	1.7
Robbery	0	0	1.2
Runaway	7	1	2.8
Sex Crimes	2	0	2.2
Shooting	0	8	0.3
Stolen Vehicle	4	13	6.3
Suicide Attempt / Threat	10	20	10.4
Suspicious Circumstances	16	36	16.1
Suspicious Person	27	26	34.7
Suspicious Vehicle	19	95	20.8
Theft	32	26	53.3
Threat / Harassment	16	32	25.8
Traffic Complaint	9	22	34.3
Traffic Crash	22	10	32.8
Unknown / Incomplete	0	10	8.1
Unwanted / Trespass	21	5	19.8
Vice Complaint	5	2	5.3
Viol. Restraining Order	0	28	2.6
Welfare Check	29		32.8
<b>Total Calls:</b>	<b>560</b>	<b>772</b>	<b>714.3</b>

## Median Response Times to Dispatched Calls

	All Calls	Priority 1 & 2 Calls
<b>Input to Dispatch</b> (Time call was on hold)	:47 Minutes	:45 Minutes
<b>Dispatch to Arrival</b> (Time it took the deputy to arrive after being dispatched)	6:03 Minutes	5:45 Minutes

## Other / Self-Initiated Activity

Type of Call	December 2019	December 2018	2018 Monthly Avg.
Traffic Stop	351	388	387.2
Follow-Up Contact	90	121	95.5
Suspicious Veh. Stop	77	111	70.3
Premise Check	72	37	20.7
Subject Stop	34	31	30.5
Detail	7	18	14.8
Warrant Service	9	11	9.3
Community Contact**	3		N/A
Suspect Contact	0	2	3.8
Traffic Detail**	1		N/A
Court	0		0.9
Foot Patrol	0		0.5
Meeting	0		1.2
Training	0		3.3
<b>Total Calls:</b>	<b>644</b>	<b>719</b>	<b>637.9</b>

\*CCOM switched to a new dispatch CAD system on 03/13/18. The new system does not capture these call types.

\*\* New call type

## Reports Written

During December 2019, 241 reports were written. 33.6% were written by the graveyard shift, 45.6% by the dayshift units and 20.7% were written by the swing shift units.

Type of Report	December 2019
Theft	32
Criminal Mischief	11
Traffic Crash	7
Stolen Vehicle	4
Burglary	3
Assault	2
Drug Crimes	3
Identity Theft	0
Other Reports	179
<b>Total Calls:</b>	<b>241</b>

December 2018	2018 Monthly Avg.
54	40.8
7	8.1
9	12.6
6	4.2
9	5.6
1	3.0
6	4.3
3	3.3
90	90.6
<b>185</b>	<b>172.5</b>

Shift Totals	December 2019
Graveyard	81
Day Shift	110
Swing Shift	50

December 2018	2018 Monthly Avg.
37	25.1
96	89.5
52	57.9

## Traffic

During December 2019, 351 traffic stops were made in the City and 210 traffic citations were issued. Included in these totals are 92 traffic stops (26.2%) and 100 (47.6%) citations issued by the traffic deputies.

There were 2 arrests for Driving Under the Influence of Intoxicants (DUII).

Shift	Traffic Stops	Citations Issued
<b>Graveyard</b>	134	62
<b>Day Shift</b>	125	117
<b>Swing Shift</b>	92	31
<b>Total:</b>	<b>351</b>	<b>210</b>

