

City of Wilsonville Police



During the early morning hours of **January 11**, we recovered a stolen vehicle. The owner had reported the theft of his orange 2017 Porsche Cayman 2 to Eugene Police during late December 2019. The driver and her husband, April and Thomas Evernden, were transported for medical attention. Their dog, a pitbull, was taken to Clackamas County Dog Control.



Wilsonville High School underwent a temporary lockout after an altercation on campus between a former student and current student. The former student fled and lockout was initiated to keep him from being able to return. He was contacted and taken into custody a short time later. No one was seriously injured and peace was restored.

An excellent resource for more information about lockouts vs lockdowns, and other situations schools face is <https://iloveguys.org/srp.html>. Check it out.

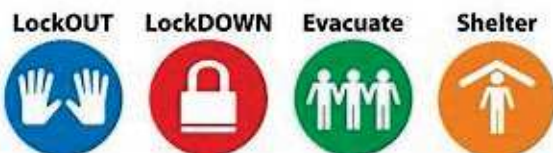


January brought slick roads and cold weather. Wilsonville residents, along with the commercial population, gave themselves extra time to get around, slowed down, and were prepared.

#YellowMeansStop

Before they were red, they were yellow. Stops signs first appeared in 1915 and were yellow for nearly 30 years.

On January 22, a dark, rainy night, our night officers kept an eye out for drivers running red lights. We saw good judgement exercised.



WILSONVILLE
MONTHLY ACTIVITY REPORT
JANUARY 2020



CITY OF WILSONVILLE POLICE DEPARTMENT
30000 SW Town Center Loop
Wilsonville, OR 97070



In Partnership with

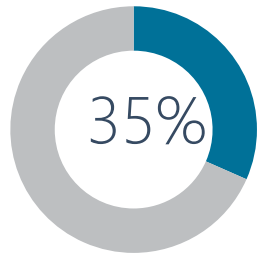
**Clackamas County
Sheriff's Office**

LE Calls for Service in the City of Wilsonville – Totals & Median Response Times

January 2020

Dispatched Calls

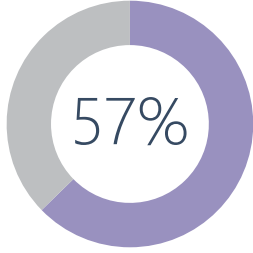
460



14.8

Self-Initiated

734

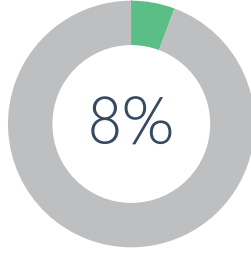


23.7

Daily Average Calls

Follow-Ups

102



3.3

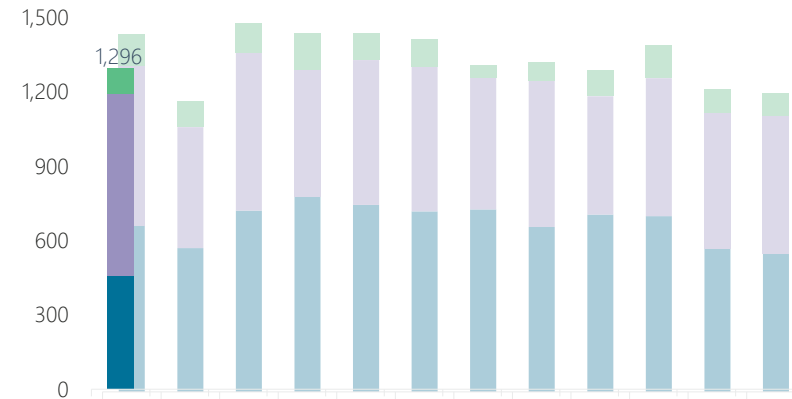
Median Response Times

Input to Dispatch (Hold Duration)
Dispatch to Arrival (Response Duration)

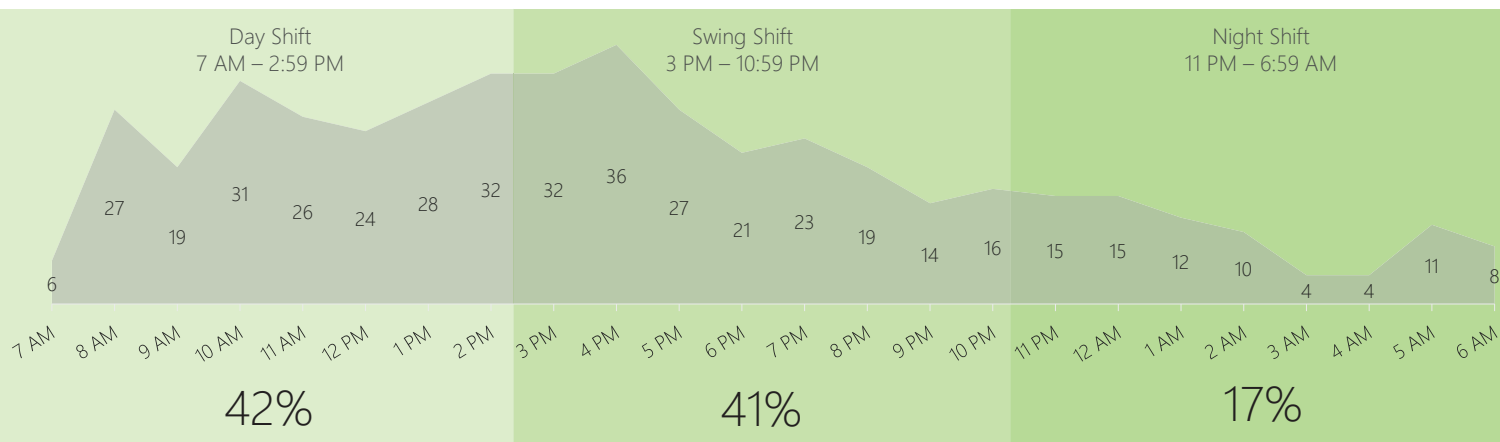
All Calls
1:20
6:35

Priority 1 & 2 Calls
:47
5:37

Call Totals by Month

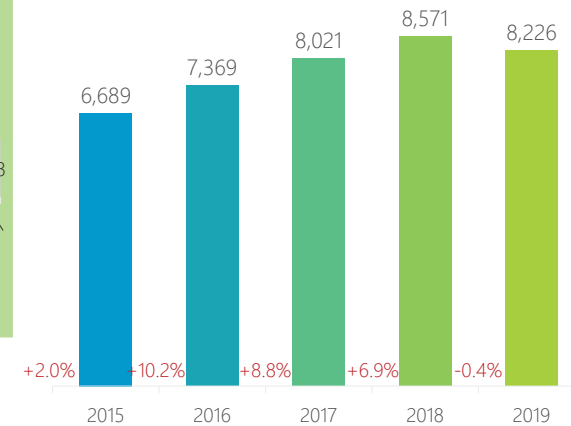


2019 faded, 2020 solid

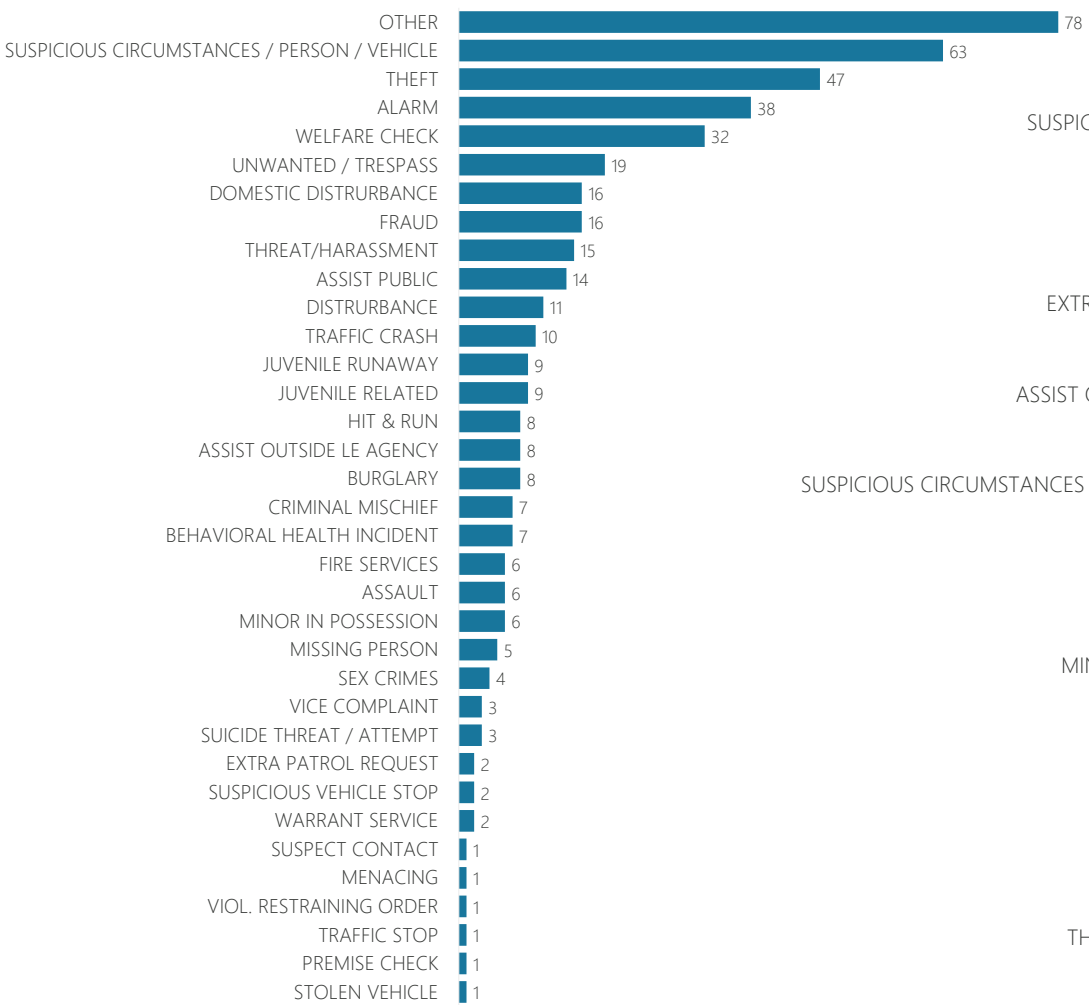


Dispatched Calls for Service Breakdown by Hour of Day & Shift Time Groupings
(not actual breakdown of Happy Valley PD schedules)

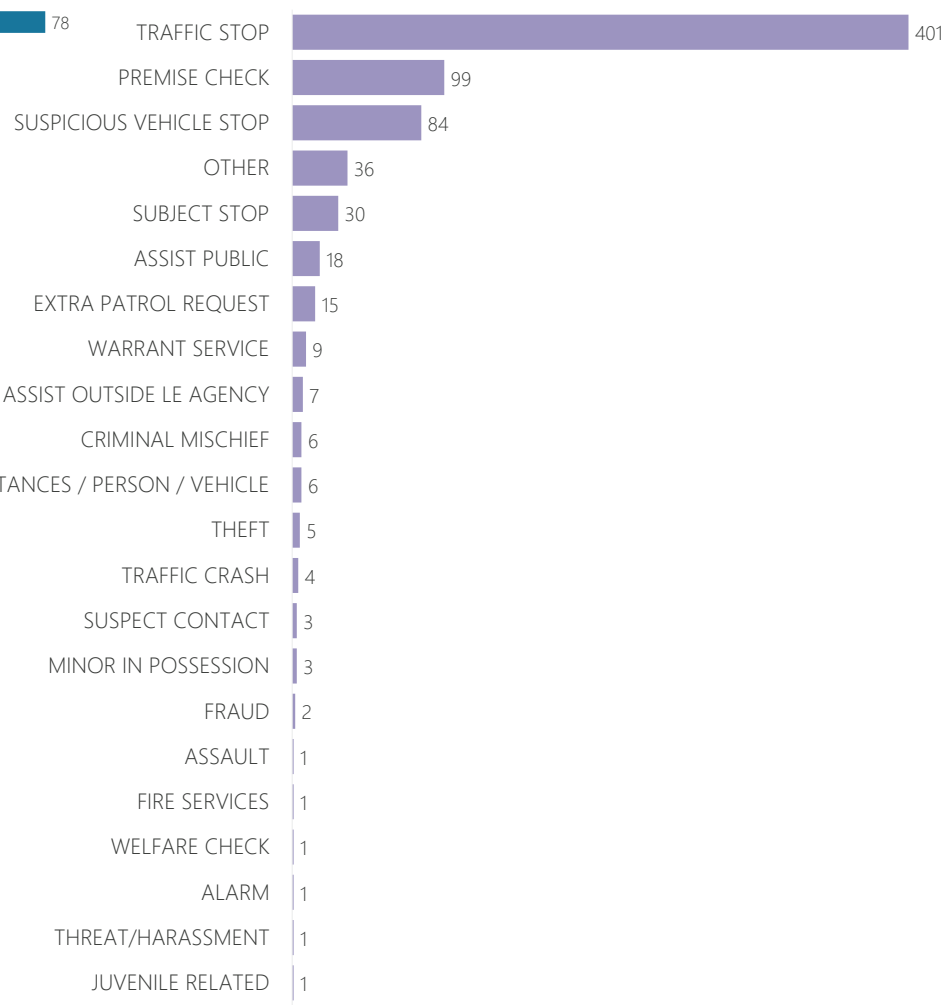
A Historical Look at Total Dispatched Calls by Year



Dispatched Call Types



Self-Initiated Call Types



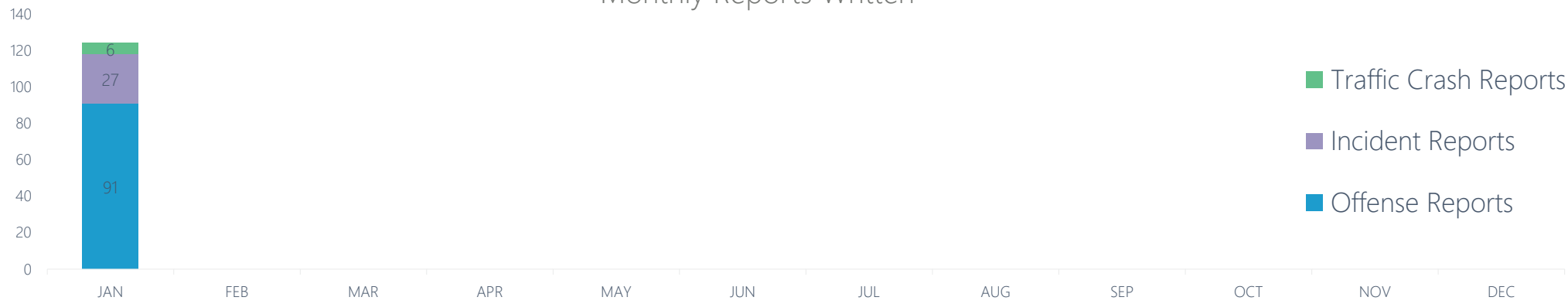
DISPATCHED CALL TYPE	Jan	Feb	Mar	Apr	May	Jun	Jul	Aug	Sep	Oct	Nov	Dec	2020 Live Trend Line
ALARM	38												
ASSAULT	6												
ASSIST OUTSIDE LE AGENCY	8												
ASSIST PUBLIC	14												
BEHAVIORAL HEALTH INCIDENT	7												
BURGLARY	8												
CRIMINAL MISCHIEF	7												
DISTRURBANCE	11												
DOMESTIC DISTRURBANCE	16												
EXTRA PATROL REQUEST	2												
FIRE SERVICES	6												
FRAUD	16												
HIT & RUN	8												
JUVENILE RELATED	9												
JUVENILE RUNAWAY	9												
MENACING	1												
MINOR IN POSSESSION	6												
MISSING PERSON	5												
OTHER	78												
PREMISE CHECK	1												
SEX CRIMES	4												
STOLEN VEHICLE	1												
SUICIDE THREAT / ATTEMPT	3												
SUSPECT CONTACT	1												
SUSPICIOUS CIRCUMSTANCES / PERSON / VEHICLE	63												
SUSPICIOUS VEHICLE STOP	2												
THEFT	47												
THREAT/HARASSMENT	15												
TRAFFIC CRASH	10												
TRAFFIC STOP	1												
UNWANTED / TRESPASS	19												
VICE COMPLAINT	3												
VIOL. RESTRAINING ORDER	1												
WARRANT SERVICE	2												
WELFARE CHECK	32												

Live trend lines for each call type will present in this column after February data is added, and continue to lengthen each month thereafter.

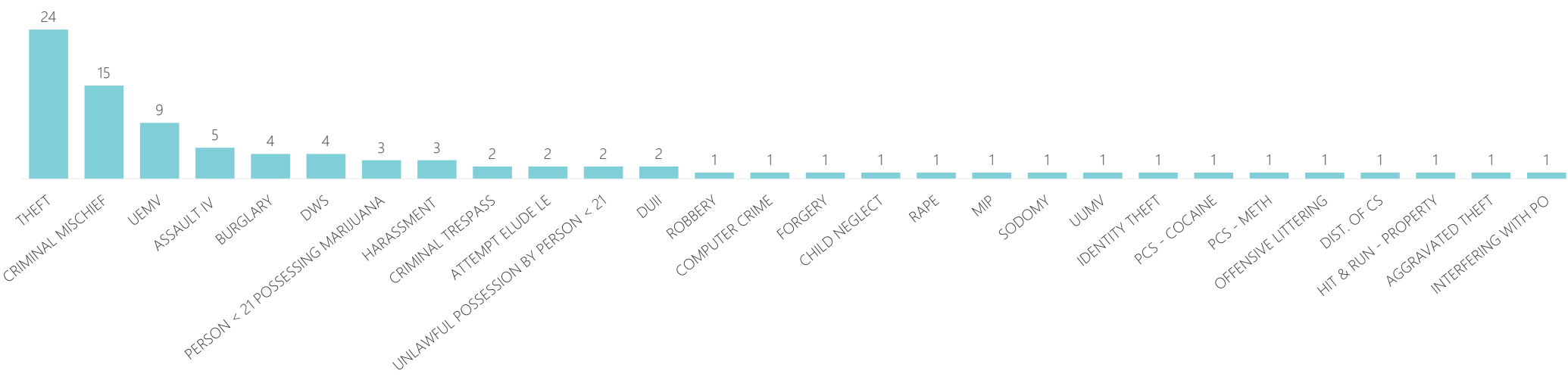
DISPATCHED CALL TYPE	Jan	Feb	Mar	Apr	May	Jun	Jul	Aug	Sep	Oct	Nov	Dec	2020 Live Trend Line
ALARM	1												
ASSAULT	1												
ASSIST OUTSIDE LE AGENCY	7												
ASSIST PUBLIC	18												
CRIMINAL MISCHIEF	6												
EXTRA PATROL REQUEST	15												
FIRE SERVICES	1												
FRAUD	2												
JUVENILE RELATED	1												
MINOR IN POSSESSION	3												
OTHER	36												
PREMISE CHECK	99												
SUBJECT STOP	30												
SUSPECT CONTACT	3												
SUSPICIOUS CIRCUMSTANCES / PERSON / VEHICLE	6												
SUSPICIOUS VEHICLE STOP	84												
THEFT	5												
THREAT/HARASSMENT	1												
TRAFFIC CRASH	4												
TRAFFIC STOP	401												
WARRANT SERVICE	9												
WELFARE CHECK	1												

Live trend lines for each call type will present in this column after February data is added, and continue to lengthen each month thereafter.

Monthly Reports Written



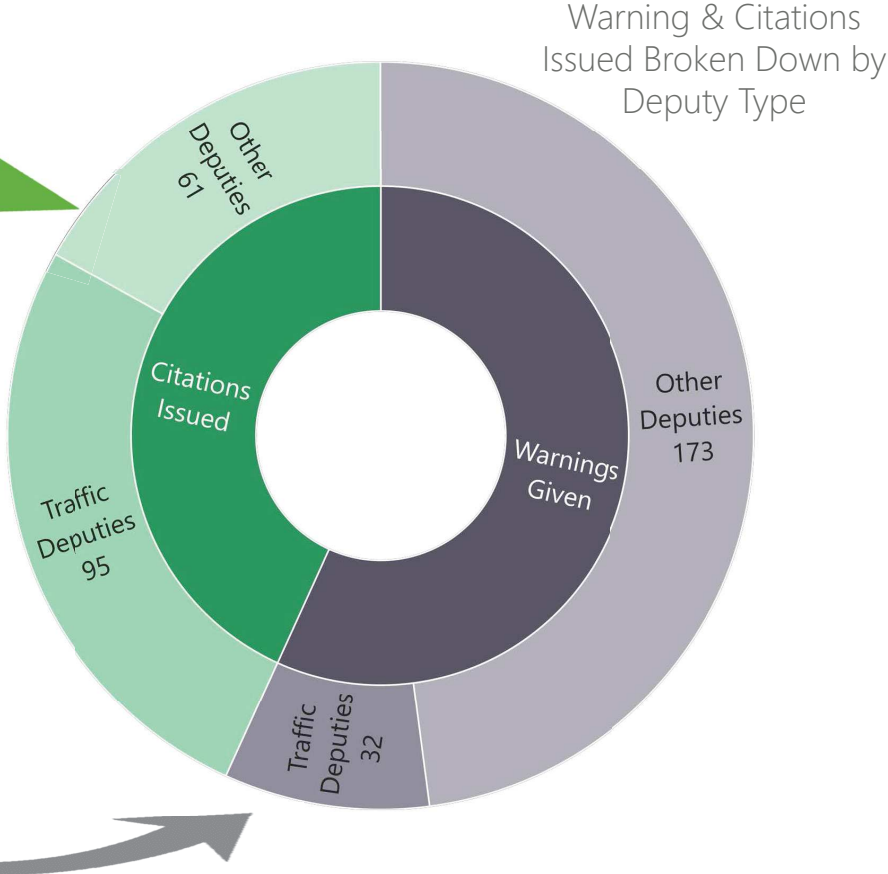
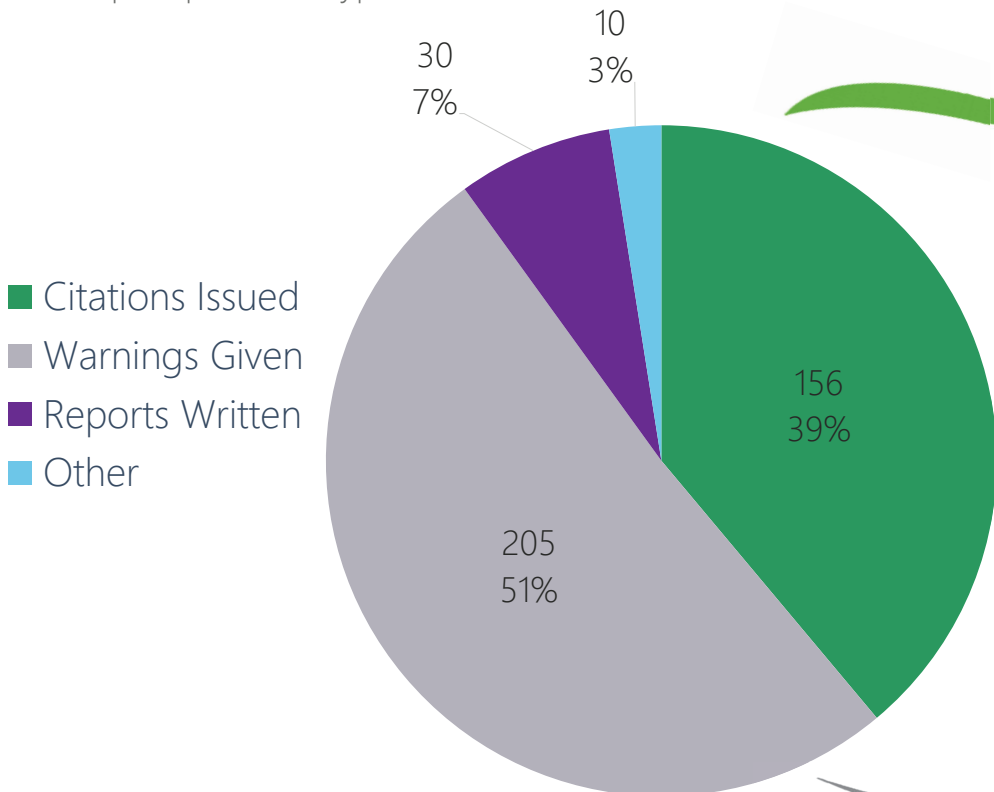
January Offense Reports Written Breakdown by Top Charge



Traffic Stop Dispositions

In January 2020, **401** traffic stops were made within the city limits, resulting in **156** citations issued, **205** warnings given, and **30** offense/incident reports created. Of the 156 citations issued, 345 charges were included (see next slide).

Traffic Stop Dispositions Types

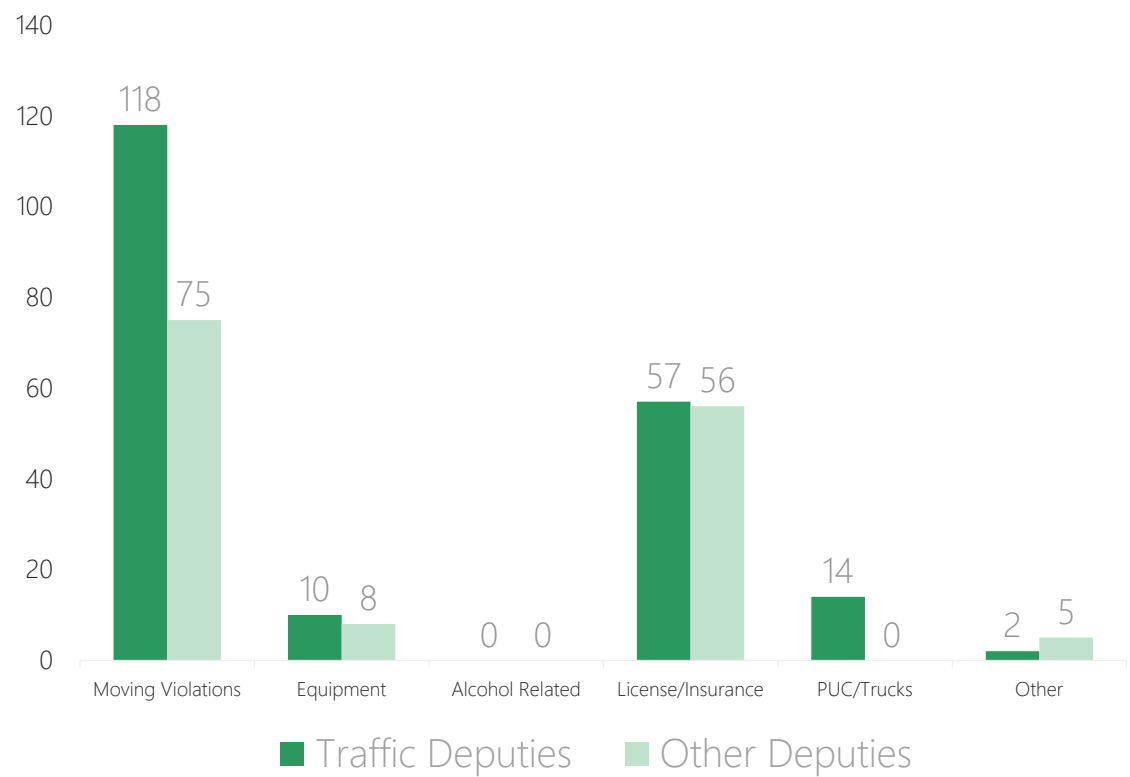


Traffic Enforcement in the City of Wilsonville

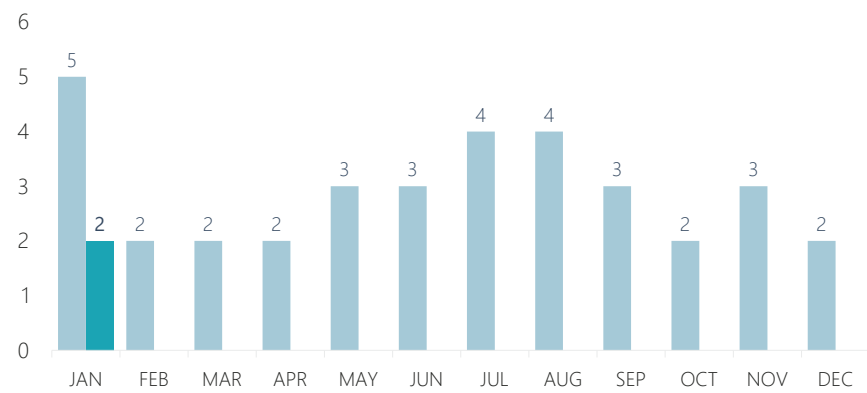
January 2020

Citation Types Issued:

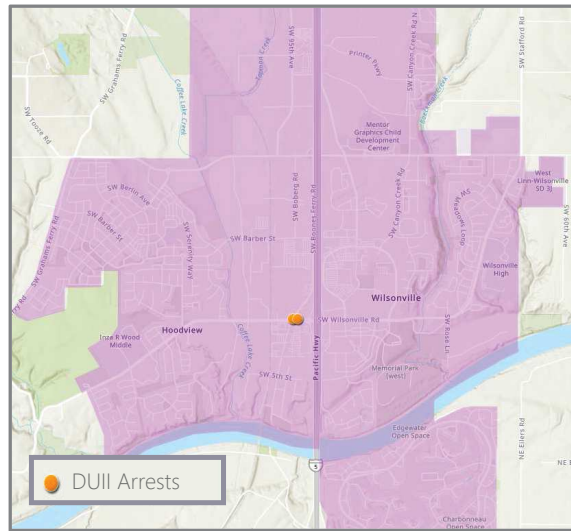
Of the 156 citations issued, 345 charges were included in the following types:



DUII Arrests:



2019 faded, 2020 solid



Map of Traffic Crash Reports

Map #	Case #	Date	Address
1	20-000127	Jan 2	SW COSTA CIRCLE W / SW PARIS AVE
2	20-000294	Jan 4	SW WILSONVILLE RD / I5 FWY NB
3	20-000770	Jan 10	SW WILSONVILLE RD / I5 FWY NB
4	20-000793	Jan 11	I-5 / SW ELLIGSEN RD
5	20-001018	Jan 14	SW 95TH AVE / SW BOONES FERRY RD
6	20-002078	Jan 27	SW WILSONVILLE RD / SW TOWN CENTER LOOP W

