

MONTHLY NEWS
City of Wilsonville Police

VOLUME 2 | ISSUE 3 | PUBLISHED APRIL 15, 2019 | **March 2019**


Highlights



Personnel Changes

During March 2019, we officially welcomed Sgt. Brian Pearson to the City as our fourth shift sergeant. Additionally, Deputy John Wildhaber returned to second shift and Deputies David Fooladjoush and Benjamin Wiley joined us as Officers to fourth shift, while Deputies Matt Brown returned to County Patrol and Brett Ethington moved to our Domestic Violence and Resource Team, known as DVERT.

Clockwise from upper left: Sgt. Brian Pearson, Deputy John Wildhaber, Deputy David Fooladjoush, Deputy Benjamin Wiley



**We didn't move after all.
We're staying put at
30000 SW Town Center Lp E.**

Wilsonville Police Officer Deputy Zachary Keirsey toured a local Cub Scout Den around the station on March 11, 2019. They learned a bit about lifting fingerprints, an important part of the forensics side of law enforcement.



March 30, 2019, Villebois was the scene of a massive fire that is still under investigation. Wilsonville Police with County deputies, Tualatin Valley Fire & Rescue, Oregon State Police, and the Bureau of Alcohol Tobacco & Firearms have responded to this incident. Anyone with information is encouraged to call the Clackamas County tip line at 503-723-4949, case number 19-007264.



Wilsonville March 2019



City of Wilsonville Police Department

30000 SW Town Center Loop E
Wilsonville, OR 97070

In Partnership with



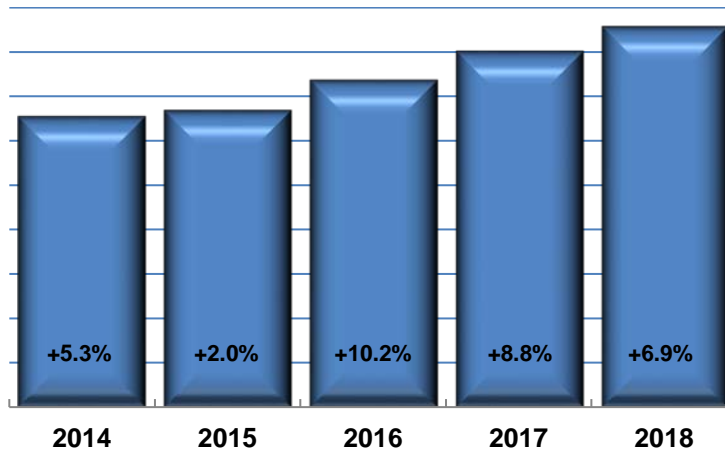
**Clackamas County
Sheriff's Office**

Monthly Summary

During March 2019, the Clackamas County Sheriff's Office provided law enforcement service to the City of Wilsonville on a 24 hour a day basis. During this time deputies assigned to Wilsonville responded to 732 calls for service, which was an average of 23.6 calls a day.

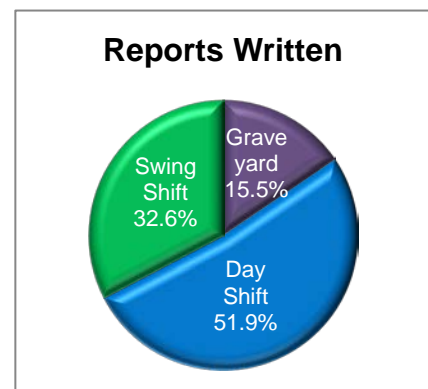
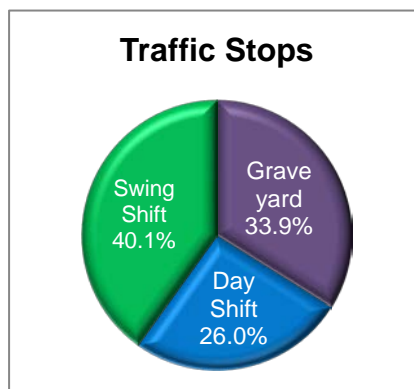
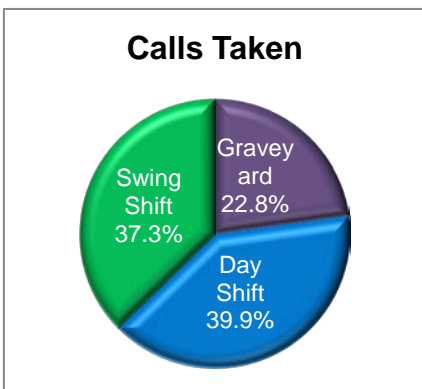
Below is a chart showing the number of calls for service in the City during the last 5 years.

<u>Year</u>	<u>Number of Calls</u>	<u>Monthly Average</u>	<u>Daily Average</u>
2014	6,558	546.5	18.0
2015	6,689	557.4	18.3
2016	7,369	614.1	20.2
2017	8,021	668.4	22.0
2018	8,571	714.3	23.5



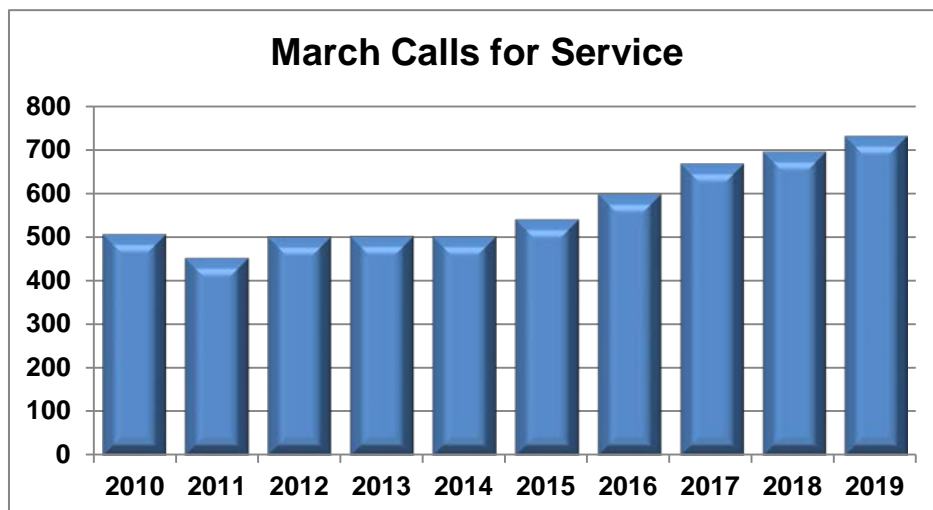
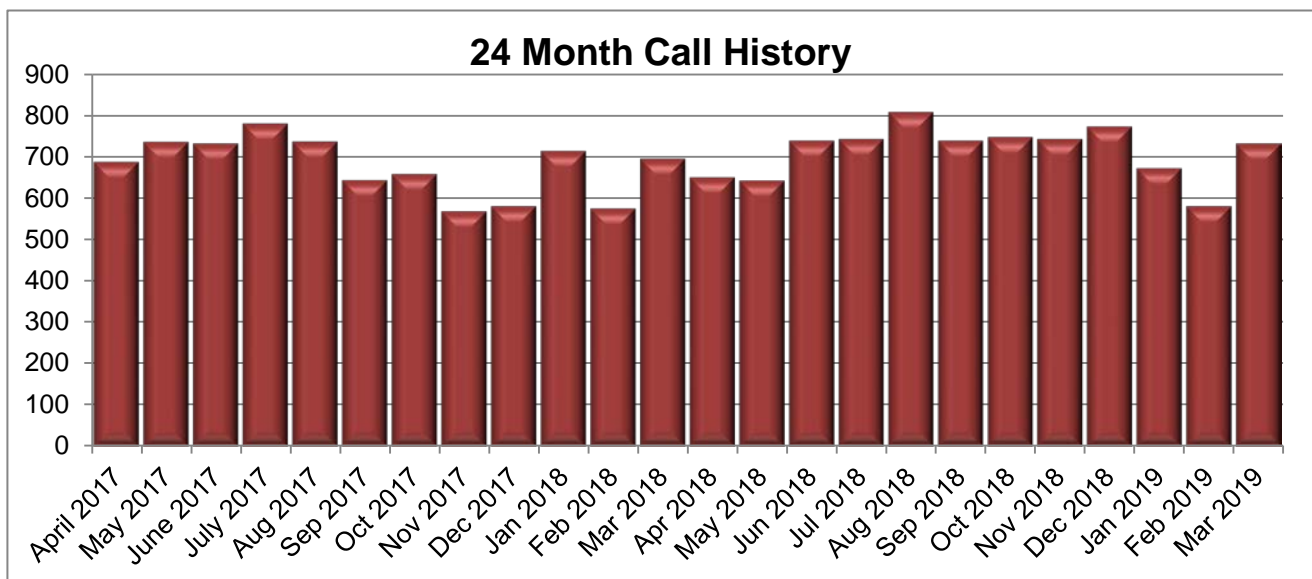
An overall look at the shift activity shows the following percentages of calls taken, traffic stops made and reports written for March.

	<u>Percentage of Calls Taken</u>	<u>Percentage of Traffic Stops</u>	<u>Percentage of Reports Written</u>
Graveyard	22.8%	33.9%	15.5%
Day Shift	39.9%	26.0%	51.8%
Swing Shift	37.3%	40.1%	32.6%



Calls for Service

Number of Calls Per Shift	March 2019	March 2018	Monthly Average 2017
Graveyard (2100-0700)	167	116	139.6
Day Shift (0700-1700)	292	336	336.3
Swing Shift (1100-0300)	273	244	238.4
Monthly Total	732	696	714.3
Daily Average	23.6	22.5	23.5



Types of Calls

This chart shows the types of calls for service during the month. These calls do not reflect actual criminal activity. In some cases the call was dispatched as a particular type of incident, but it was later determined to be of a different nature.

Type of Call	March 2019	March 2018	2018 Monthly Avg.
Alarm	66	66	67.4
Assist Public	53	48	48.7
Behavioral Health Incident	50	6	9.8
Theft	46	47	53.3
Parking Complaint	36	60	49.8
Suspicious Person	33	38	34.7
Traffic Complaint	33	39	34.3
Welfare Check	28	36	32.8
Traffic Crash	26	30	32.8
Assist Agency	23	40	34.3
Domestic Disturbance	23	2	27.0
Threat / Harassment	22	13	25.8
Open Door / Window	18	1	3.6
Hazard	17	26	9.5
Suspicious Vehicle	17	25	20.8
Juvenile Problem	16	9	17.9
Suspicious Circumstances	16	16	16.1
Provide Information	15	14	3.8
Criminal Mischief	14	2	9.8
Fraud	14	6	17.7
Vice Complaint	14	3	5.3
Animal Complaint	13	6	10.5
Noise Complaint	12	5	8.9
Noise Complaint	12	5	8.9
Property Investigation	11	15	17.8
Fire Services	10	16	10.8
Unknown / Incomplete	10	5	8.1
Unwanted / Trespass	10	24	19.8
Sex Crimes	8	1	2.2
Suicide Attempt / Threat	8	6	10.4
Stolen Vehicle	6	5	6.3
Burglary	5	11	5.3
Disturbance	5	32	8.1
Minor in Possession	5		0.9
Recovered Stolen Vehicle	5	1	1.7
Assault	4		4.6
Promiscuous Shooting	4		1.1
Death Investigation	3	9	1.7
Missing Person	3	4	3.3
Robbery	3	1	1.2
Abandoned Vehicle	2	5	4.5
Runaway	2	4	2.8
Extra Patrol Request	1	10	2.3
Viol. Restraining Order	1		2.6
Prowler			0.6
Shooting			0.3
Other	21	9	24.0
Total Calls:	744	701	723.2

Median Response Times to Dispatched Calls

	All Calls	Priority 1 & 2 Calls
Input to Dispatch (Time call was on hold)	1:38 Minutes	0:59 Minutes
Dispatch to Arrival (Time it took the deputy to arrive after being dispatched)	5:09 Minutes	5:03 Minutes

Other / Self-Initiated Activity

Type of Call	March 2019	March 2018	2018 Monthly Avg.
Traffic Stop	434	465	387.2
Follow-Up Contact	120	102	95.5
Suspicious Veh. Stop	95	88	70.3
Subject Stop	50	23	30.5
Premise Check	24	23	20.7
Warrant Service	20	4	9.3
Detail	9	19	14.8
Traffic Detail**	3		N/A
Suspect Contact	2	5	3.8
Court		5	0.9
Foot Patrol		3	0.5
Meeting		1	1.2
Training		7	3.3
Total Calls:	757	745	637.9

*CCOM switched to a new dispatch CAD system on 03/13/18. The new system does not capture these call types.

** New call type

Reports Written

During March, 193 reports were written. 15.5% were written by the graveyard shift, 51.8% by the dayshift units and 32.6% were written by the swing shift units.

Type of Report	March 2019
Theft	43
Traffic Crash	17
Criminal Mischief	15
Burglary	6
Stolen Vehicle	6
Drug Crimes	6
Assault	2
Identity Theft	1
Other Reports	97
Total Calls:	193

March 2018	2018 Monthly Avg.
45	40.8
5	12.6
4	8.1
6	5.6
2	4.2
4	4.3
4	3.0
5	3.3
101	90.6
176	172.5

Shift Totals	March 2019
Graveyard	30
Day Shift	100
Swing Shift	63

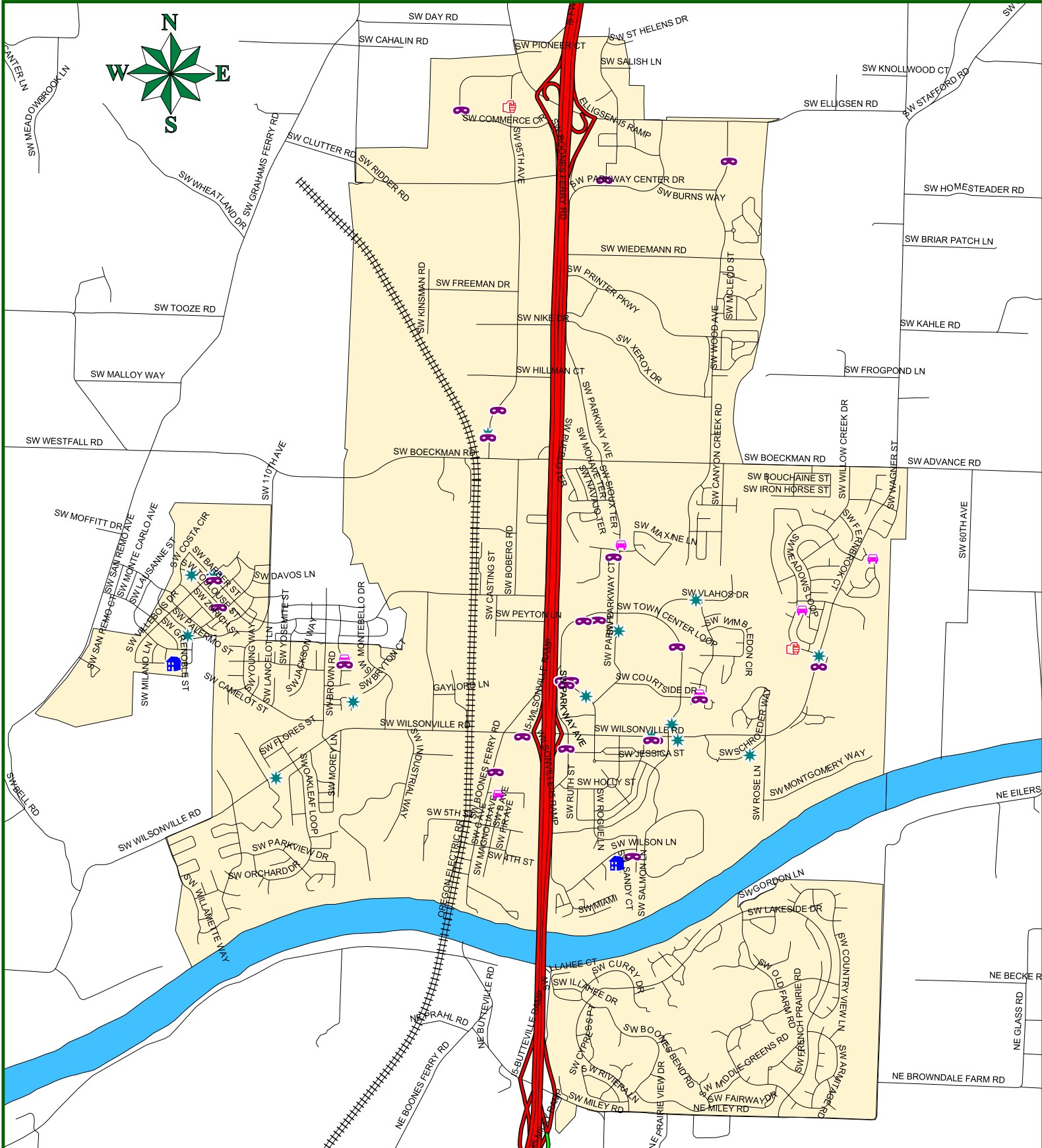
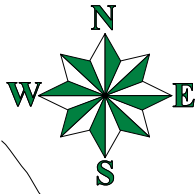
March 2018	2018 Monthly Avg.
26	25.1
81	89.5
69	57.9



Wilsonville March 2019



- Assault
- Burglary
- Criminal Mischief
- Stolen Vehicle
- Theft

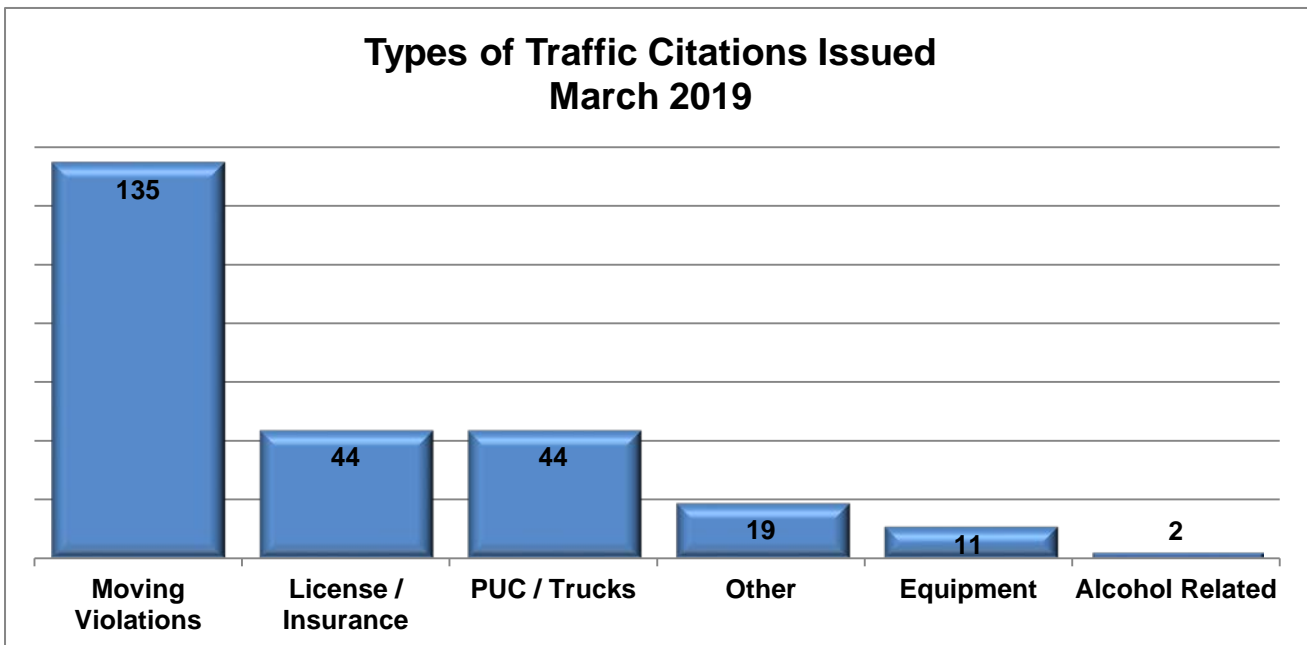
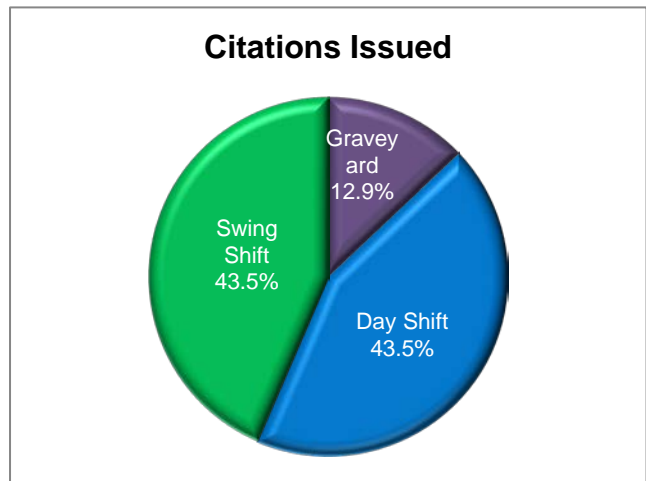
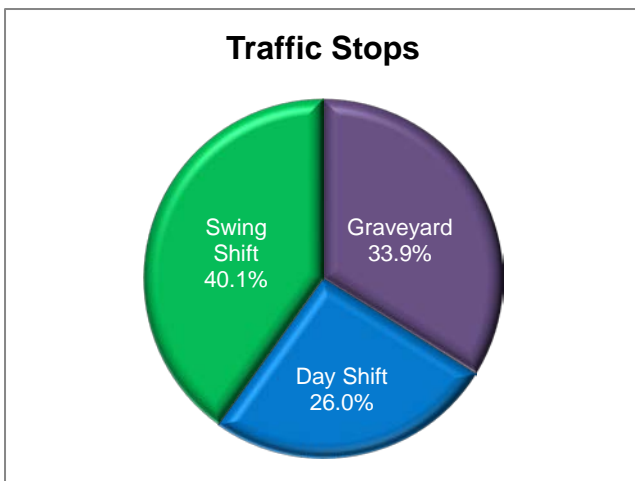


Traffic

During March 2019, 434 traffic stops were made in the City and 255 traffic citations were issued. Included in these totals are 182 traffic stops (41.9%) and 209 (82.0%) citations issued by the traffic deputies.

There were 2 arrests for Driving Under the Influence of Intoxicants (DUII).

Shift	Traffic Stops	Citations Issued
Graveyard	147	33
Day Shift	113	111
Swing Shift	174	111
Total:	434	255





Wilsonville Traffic Crashes March 2019

