

Wilsonville November 2017



City of Wilsonville Police Department

30000 SW Town Center Loop E
Wilsonville, OR 97070

In Partnership with



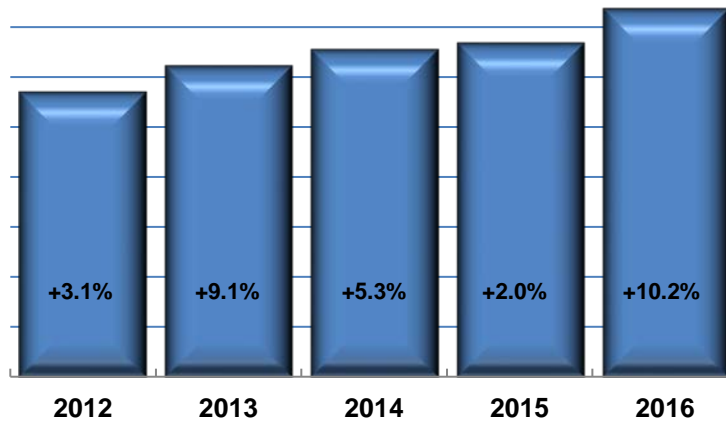
**Clackamas County
Sheriff's Office**

Monthly Summary

During November 2017, the Clackamas County Sheriff's Office provided law enforcement service to the City of Wilsonville on a 24 hour a day basis. During this time deputies assigned to Wilsonville responded to 568 calls for service, which was an average of 18.9 calls a day.

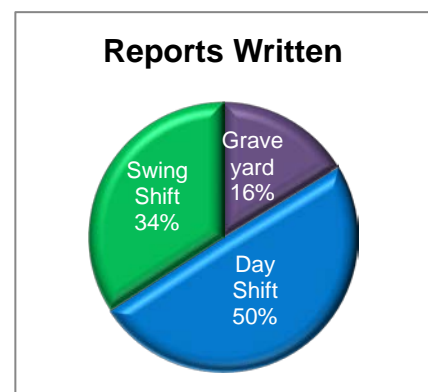
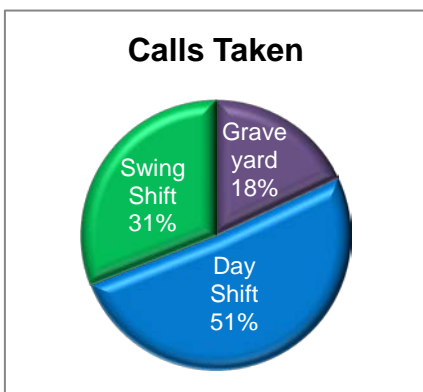
Below is a chart showing the number of calls for service in the City during the last 5 years.

<u>Year</u>	<u>Number of Calls</u>	<u>Monthly Average</u>	<u>Daily Average</u>
2012	5,709	475.8	15.6
2013	6,230	519.2	17.1
2014	6,558	546.5	18.0
2015	6,689	557.4	18.3
2016	7,369	614.1	20.2



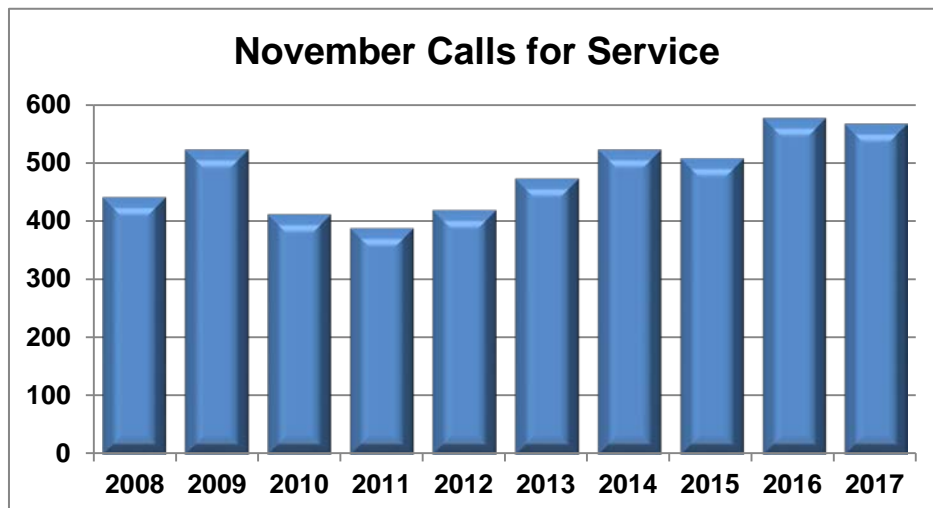
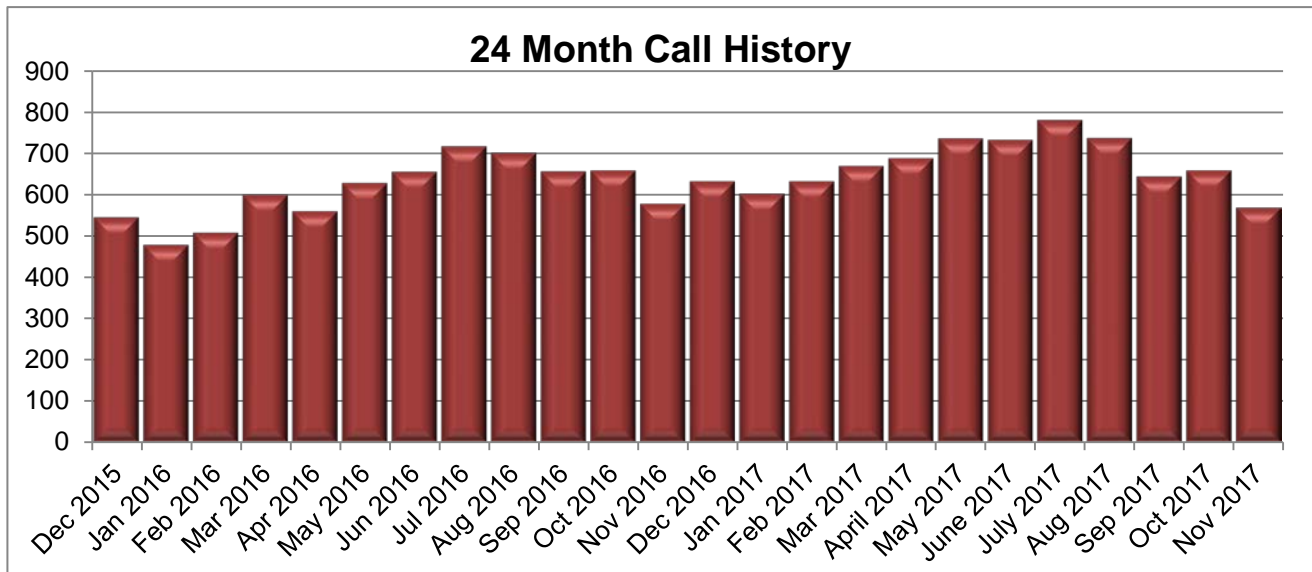
An overall look at the shift activity shows the following percentages of calls taken, traffic stops made and reports written for November.

	<u>Percentage of Calls Taken</u>	<u>Percentage of Traffic Stops</u>	<u>Percentage of Reports Written</u>
Graveyard	18.0%	22.4%	16.3%
Day Shift	51.1%	47.5%	49.5%
Swing Shift	31.0%	30.1%	34.2%



Calls for Service

Number of Calls Per Shift	November 2017	November 2016	Monthly Average 2016
Graveyard (2100-0700)	102	117	130.4
Day Shift (0700-1700)	290	278	278.1
Swing Shift (1100-0300)	176	183	205.6
Monthly Total	568	578	614.1
Daily Average	18.9	19.3	20.2



Types of Calls

This chart shows the types of calls for service during the month. These calls do not reflect actual criminal activity. In some cases the call was dispatched as a particular type of incident, but it was later determined to be of a different nature.

Type of Call	November 2017	November 2016	2016 Monthly Avg.
Alarm	68	46	59.5
Theft	43	40	37.8
Parking Complaint	41	30	48.8
Disturbance	40	38	35.6
Traffic Complaint	32	20	18.9
Assist Public	28	40	33.5
Welfare Check	27	28	27.1
Assist Agency	26	17	14.9
Suspicious Person	24	29	28.8
Threat / Harassment	24	20	21.3
Fraud	23	20	20.8
Traffic Crash	23	38	28.0
Unwanted / Trespass	13	16	17.3
Other	13	11	11.4
Criminal Mischief	12	12	13.3
Hazard	11	13	9.6
Property Investigation	11	16	15.5
Suspicious Circumstances	11	8	13.6
Suspicious Vehicle	10	12	13.6
Juvenile Problem	8	13	15.8
Fire Services	7	11	9.4
Burglary	6	2	4.7
Extra Patrol Request	6	1	2.2
Stolen Vehicle	6	6	5.0
Suicide Attempt / Threat	6	6	9.6
Animal Complaint	5	6	12.5
Mental	5	7	4.9
Unknown / Incomplete	5	10	13.8
Vice Complaint	5	6	4.6
Missing Person	4	7	3.2
Abandoned Vehicle	3	1	3.8
Death Investigation	3	1	1.5
Minor in Possession	3	1	0.8
Provide Information	3	19	23.3
Runaway	3	5	3.4
Assault	2	5	5.2
Open Door / Window	2	1	1.1
Viol. Restraining Order	2	2	2.1
Promiscuous Shooting	1	2	1.2
Prowler	1		1.0
Recovered Stolen Vehicle	1	3	1.8
Sex Crimes	1	1	2.9
Noise Complaint		8	10.3
Robbery			0.6
Shooting			0.1
Total Calls:	568	578	614.1

Median Response Times to Dispatched Calls

All Dispatched Calls	November 2017	Previous 12 Month Average
Input to Dispatch (Time call was on hold)	3:19 Minutes	3:07 Minutes
Dispatch to Arrival (Time it took the deputy to arrive after being dispatched)	6:14 Minutes	5:17 Minutes

Priority 1 & 2 Calls	November 2017	Previous 12 Month Average
Input to Dispatch (Time call was on hold)	2:31 Minutes	2:30 Minutes
Dispatch to Arrival (Time it took the deputy to arrive after being dispatched)	5:40 Minutes	4:43 Minutes

Other / Self-Initiated Activity

Type of Call	November 2017	November 2016	2016 Monthly Avg.
Traffic Stop	322	276	290.7
Follow-Up Contact	98	78	86.0
Suspicious Veh. Stop	47	58	63.8
Detail	29	22	30.4
Subject Stop	23	26	36.5
Training	16	2	16.8
Warrant Service	13	8	9.6
Meeting	8		9.2
Court	6	3	4.0
Premise Check	6	9	13.2
Suspect Contact	5	4	4.2
Foot Patrol	1	2	7.8
Total Calls:	574	488	572.2

Reports Written

During November, 190 reports were written. 16.3% were written by the graveyard shift, 49.5% by the dayshift units and 34.2% were written by the swing shift units.

Type of Report	November 2017	November 2016	2016 Monthly Avg.
Theft	35	28	25.3
Traffic Crash	9	18	12.3
Criminal Mischief	8	10	9.8
Assault	5	2	3.8
Drug Crimes	4	10	4.4
Stolen Vehicle	3	4	2.6
Identity Theft	3		3.8
Other Reports	123	117	116.9
Burglary		4	3.8
Total Calls:	190	193	182.7

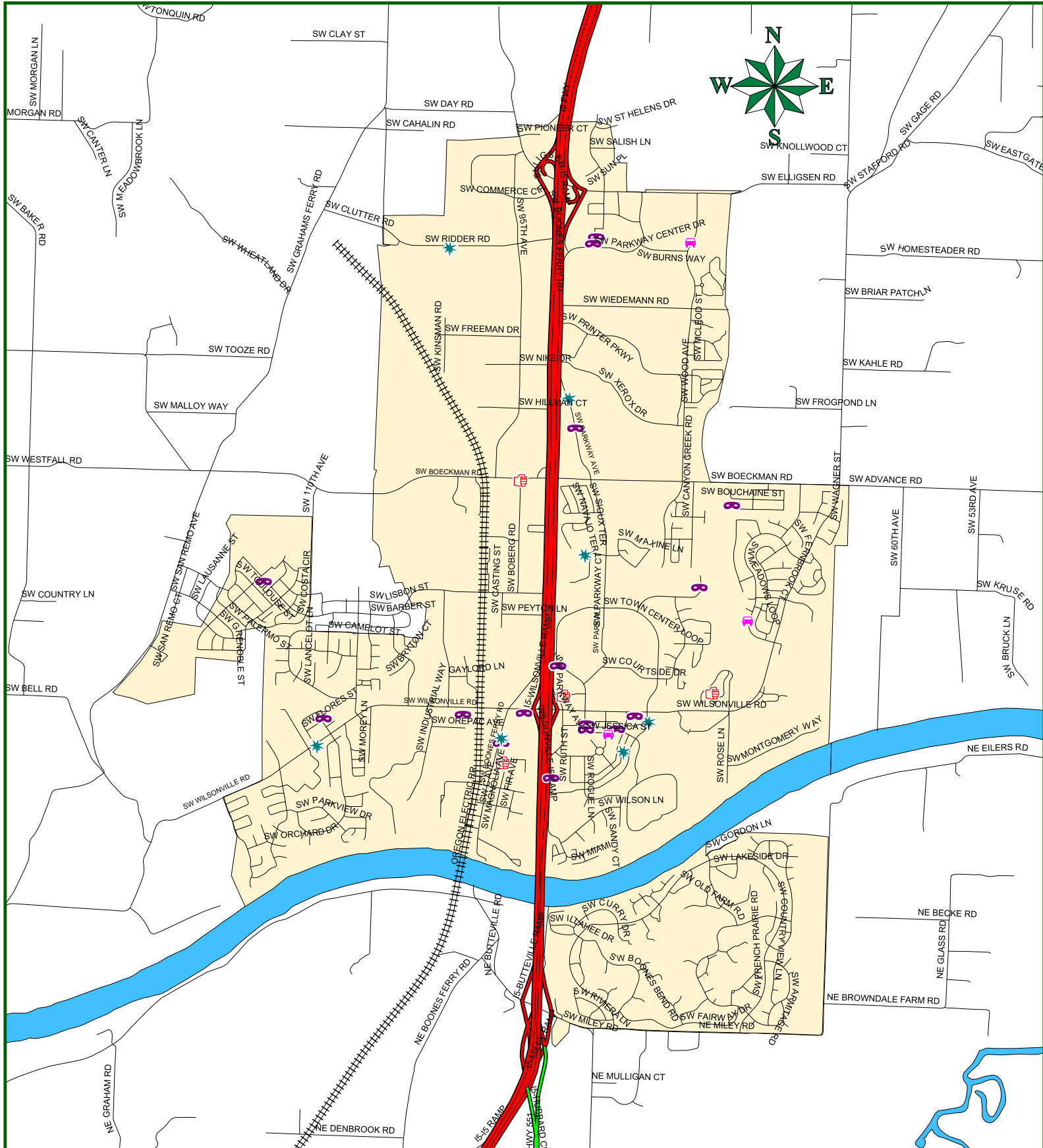
Shift Totals	November 2017	November 2016	2016 Monthly Avg.
Graveyard	31	35	33.9
Day Shift	94	92	86.2
Swing Shift	65	66	62.5



Wilsonville Crimes November 2017



- Assault
- Criminal Mischief
- Stolen Vehicle
- Theft



Traffic

During November 2017, 322 traffic stops were made in the City and 205 traffic citations were issued. Included in these totals are 133 traffic stops (41.3%) and 159 (77.6%) citations issued by the traffic deputies.

There were 8 arrests for Driving Under the Influence of Intoxicants (DUII).

Shift	Traffic Stops	Citations Issued
Graveyard	72	9
Day Shift	153	135
Swing Shift	97	61
Total:	322	205

