

Wilsonville

December 2018



City of Wilsonville Police Department

30000 SW Town Center Loop E
Wilsonville, OR 97070

In Partnership with



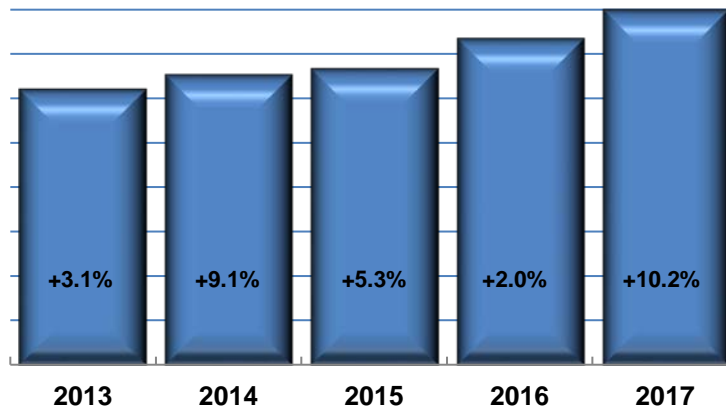
**Clackamas County
Sheriff's Office**

Monthly Summary

During December 2018, the Clackamas County Sheriff's Office provided law enforcement service to the City of Wilsonville on a 24 hour a day basis. During this time deputies assigned to Wilsonville responded to 773 calls for service, which was an average of 24.9 calls a day.

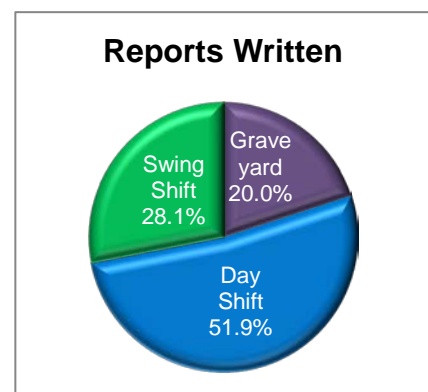
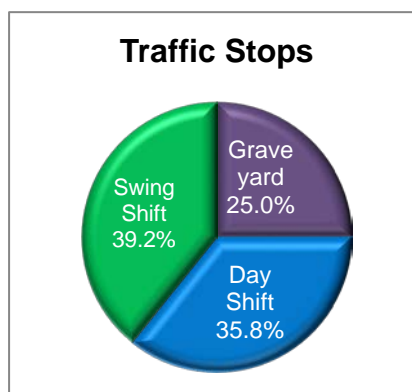
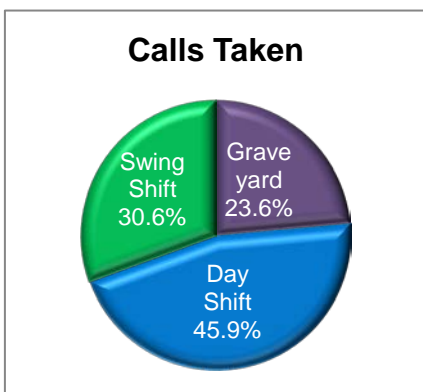
Below is a chart showing the number of calls for service in the City during the last 5 years.

<u>Year</u>	<u>Number of Calls</u>	<u>Monthly Average</u>	<u>Daily Average</u>
2013	6,230	519.2	17.1
2014	6,558	546.5	18.0
2015	6,689	557.4	18.3
2016	7,369	614.1	20.2
2017	8,021	668.4	22.0



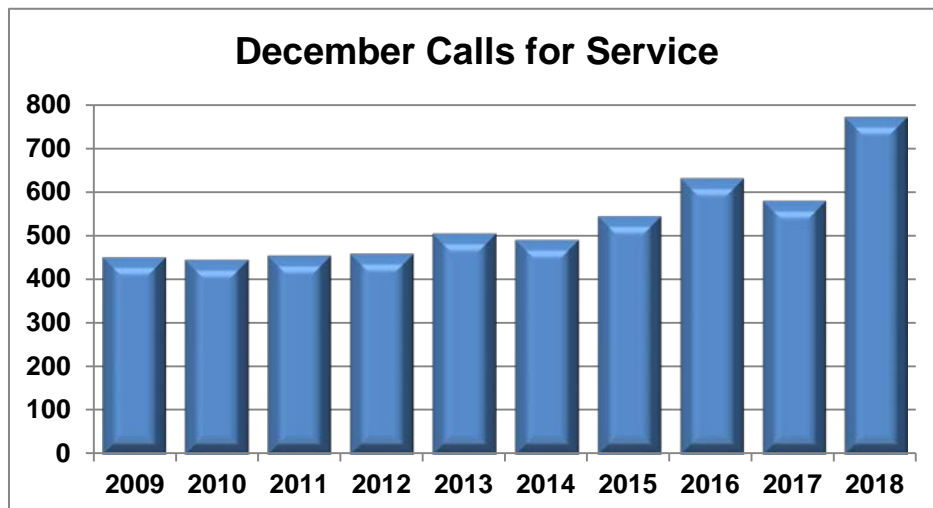
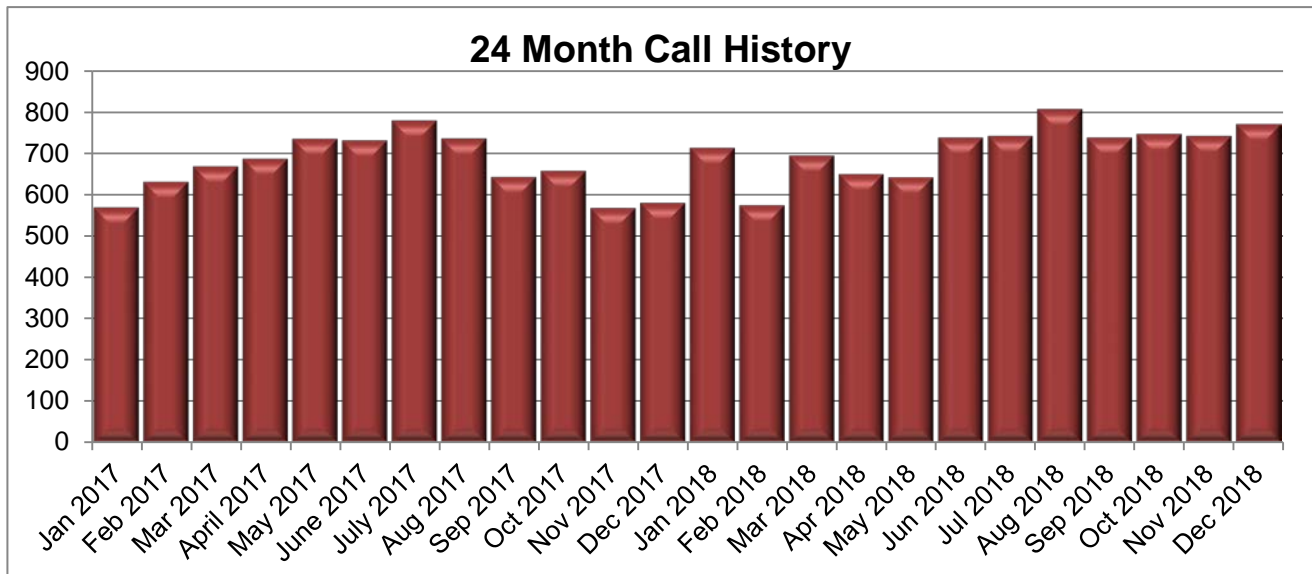
An overall look at the shift activity shows the following percentages of calls taken, traffic stops made and reports written for December.

	<u>Percentage of Calls Taken</u>	<u>Percentage of Traffic Stops</u>	<u>Percentage of Reports Written</u>
Graveyard	23.6%	25.0%	20.0%
Day Shift	45.9%	35.8%	51.9%
Swing Shift	30.6%	39.2%	28.1%



Calls for Service

Number of Calls Per Shift	December 2018	December 2017	Monthly Average 2017
Graveyard (2100-0700)	182	121	131.4
Day Shift (0700-1700)	354	260	320.3
Swing Shift (1100-0300)	236	200	216.7
Monthly Total	772	581	668.4
Daily Average	24.9	18.7	22.0



Types of Calls

This chart shows the types of calls for service during the month. These calls do not reflect actual criminal activity. In some cases the call was dispatched as a particular type of incident, but it was later determined to be of a different nature.

Type of Call	December 2018	December 2017	2017 Monthly Avg.
Theft	95	50	42.0
Alarm	79	69	66.8
Assist Public	52	30	42.8
Parking Complaint	44	26	51.6
Suspicious Person	36	24	33.2
Disturbance	32	34	34.5
Traffic Complaint	32	25	35.0
Assist Agency	28	31	30.5
Welfare Check	28	27	27.9
Suspicious Vehicle	26	15	16.2
Threat / Harassment	26	25	20.0
Fraud	25	26	18.6
Juvenile Problem	24	17	17.0
Suspicious Circumstances	20	16	13.8
Traffic Crash	22	14	27.8
Open Door / Window	19	2	1.2
Noise Complaint	14	5	7.7
Suicide Attempt / Threat	13	8	8.2
Fire Services	12	13	9.7
Unknown / Incomplete	10	9	9.0
Unwanted / Trespass	10	11	20.5
Mental	9	4	6.1
Property Investigation	9	20	16.2
Stolen Vehicle	8	5	5.7
Burglary	5	3	5.0
Criminal Mischief	5	12	12.1
Recovered Stolen Vehicle	5	4	1.9
Vice Complaint	5	3	8.7
Extra Patrol Request	4	1	2.1
Hazard	4	6	10.3
Minor in Possession	4		1.9
Missing Person	4	2	3.9
Animal Complaint	3	12	12.4
Assault	3	4	5.3
Promiscuous Shooting	2		1.1
Viol. Restraining Order	2	2	2.3
Abandoned Vehicle	1	1	3.5
Death Investigation	1		1.8
Prowler	1		0.5
Robbery	1	3	0.8
Sex Crimes	1	1	2.7
Provide Information		12	13.5
Runaway		2	5.3
Shooting			0.1
Other	48	7	11.2
Total Calls:	772	581	668.4

Median Response Times to Dispatched Calls

	All Calls	Priority 1 & 2 Calls
Input to Dispatch (Time call was on hold)	1:40 Minutes	0:57 Minutes
Dispatch to Arrival (Time it took the deputy to arrive after being dispatched)	6:29 Minutes	5:23 Minutes

Other / Self-Initiated Activity

Type of Call	December 2018	December 2017	2017 Monthly Avg.
Traffic Stop	388	311	339.8
Follow-Up Contact	121	76	92.3
Suspicious Veh. Stop	111	40	53.4
Premise Check	37	8	8.8
Subject Stop	31	17	28.2
Detail	18	18	32.7
Warrant Service	11	12	7.7
Suspect Contact	2	4	4.6
Court		5	4.8
Foot Patrol			4.2
Meeting		1	10.6
Training		20	15.5
Total Calls:	719	512	602.6

Reports Written

During December, 185 reports were written. 20.0% were written by the graveyard shift, 51.9% by the dayshift units and 28.1% were written by the swing shift units.

Type of Report	December 2018
Theft	54
Traffic Crash	9
Burglary	9
Criminal Mischief	7
Stolen Vehicle	6
Drug Crimes	6
Identity Theft	3
Assault	1
Other Reports	90
Total Calls:	185

December 2017	2017 Monthly Avg.
44	31.1
5	10.9
2	3.2
7	9.0
4	3.6
1	6.3
3	2.5
4	4.9
99	114.4
169	185.9

Shift Totals	December 2018
Graveyard	37
Day Shift	96
Swing Shift	52

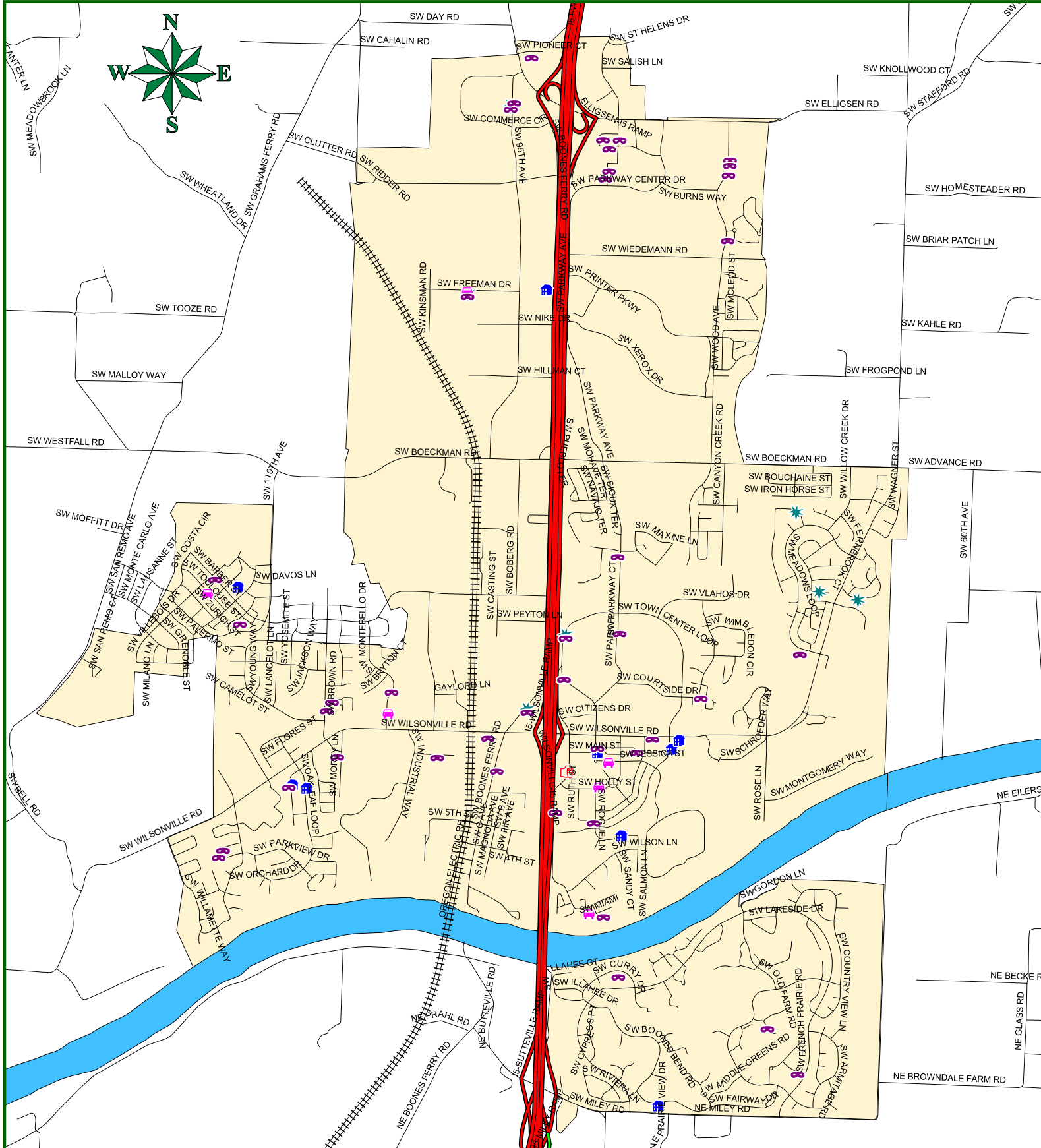
December 2017	2017 Monthly Avg.
16	38.2
85	86.0
68	61.7



Wilsonville December 2018



- Assault
- Burglary
- Criminal Mischief
- Stolen Vehicle
- Theft



Traffic

During December 2018, 388 traffic stops were made in the City and 291 traffic citations were issued. Included in these totals are 178 traffic stops (45.9%) and 233 (80.1%) citations issued by the traffic deputies.

There were 6 arrests for Driving Under the Influence of Intoxicants (DUII).

Shift	Traffic Stops	Citations Issued
Graveyard	97	30
Day Shift	139	150
Swing Shift	152	111
Total:	388	291

