



City of Wilsonville Police

January 2022



Clackamas 800 Radio Group

Clackamas County Public Safety Radio Communications System

Beginning January 11, the Clackamas County Public Safety Radio Communications System began switching to a new digital emergency radio, replacing the county's outdated, failing analog system.

Vendor support for the old system ended in 2017. The new system will be more reliable and provide increased radio coverage throughout Clackamas County. The digital system has the added benefit of offering more security for first responders. Law dispatch channels will be on a 30-minute delay before they're streamed publicly. This will

allow first responders to communicate during emergencies without fear of broadcasting information in real-time that could endanger them from the public.

Once the upgrade is complete, the public will be able to listen online at Broadcastify.com or by using the Broadcastify app. Broadcastify is a free streaming service for public safety, aircraft, rail, and marine-related communications.

For more information on this transition, visit C800.org.



Gift Card Scams, Computer Hacking

Over the past year, we've taken a number of reports where victims were defrauded by unknown subjects using multiple types of gift card scams. This included persons posing as someone in law enforcement calling about an arrest warrant, fraudulent Microsoft security pop-up alerts on personal computers, and a number of emails or social media contacts that appeared to come from the person's employer or a close friend. In each case, the victim was asked to obtain multiple gift cards, in varying amounts, and provide the person contacting them with the card number and code information to either satisfy a warrant, safeguard money, cover fees, or help out their employer/friend.


In most cases, the money given over in this manner was lost to the person operating the scam. Police were able to document the losses and refer victims to resources such as the Federal Bureau of Investigations (FBI) or Federal Trade Commission (FTC), where they could provide details that might help an ongoing, larger, investigation, find information on how to protect themselves going forward, and learn about current fraud trends.

For more information about the FBI and FTC offer, visit FBI.gov or FTC.gov.



On January 31, Wilsonville Police officers intercepted a catalytic converter thief who'd just wreaked havoc at a local car dealership. Deputies spotted a black Mercedes milling around inside the dealership's parking lot just after 1:00 a.m., and made contact with the driver. The driver, wanted on warrants, was taken to jail and the converters were returned to the business. Keen eyes, Deputies A. Gilbert, J. Chapman, and Z. Gerry. Thank you.

Cat Thief Nabbed



WILSONVILLE MONTHLY ACTIVITY REPORT January 2022

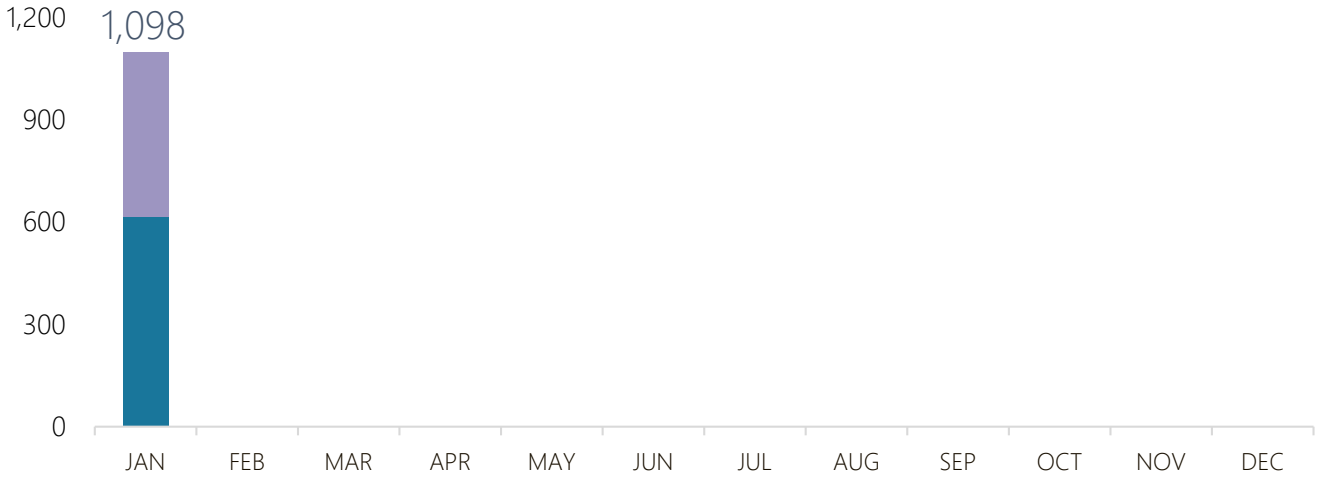


CITY OF WILSONVILLE POLICE DEPARTMENT
30000 SW Town Center Loop
Wilsonville, OR 97070

In Partnership with

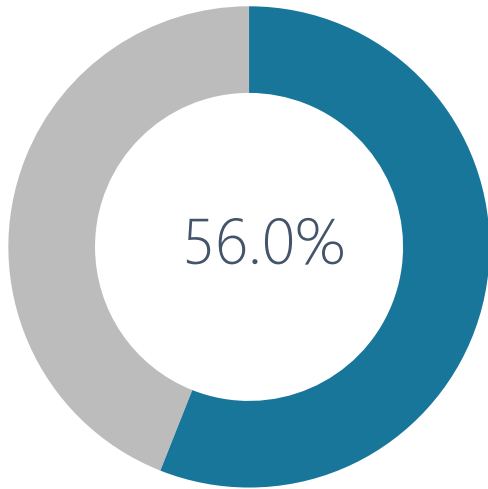


**Clackamas County
Sheriff's Office**



Public Initiated

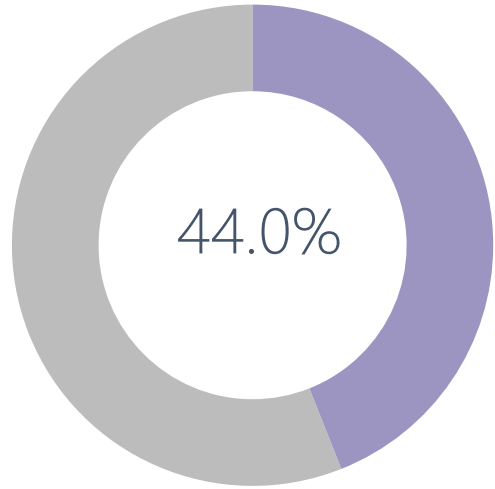
615



19.9

Deputy Initiated

483



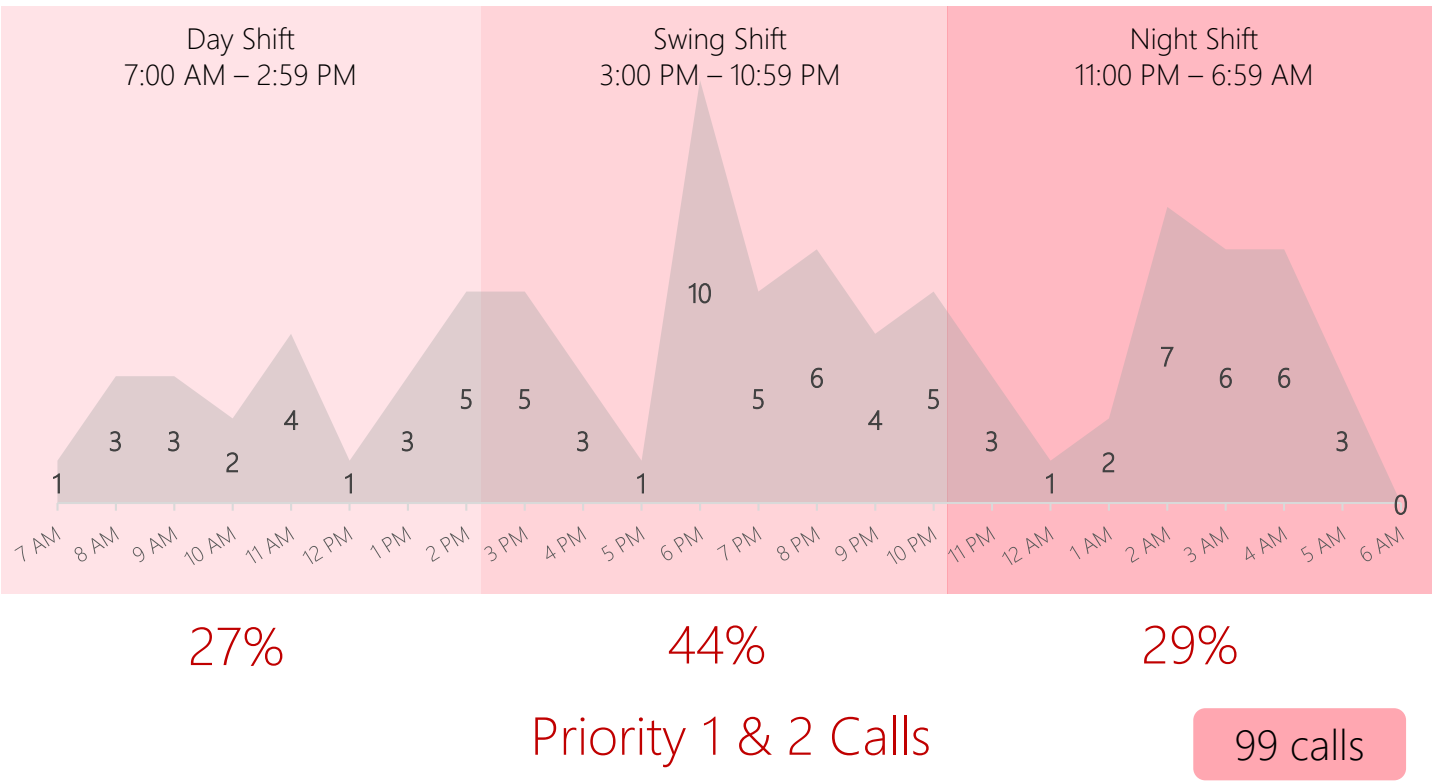
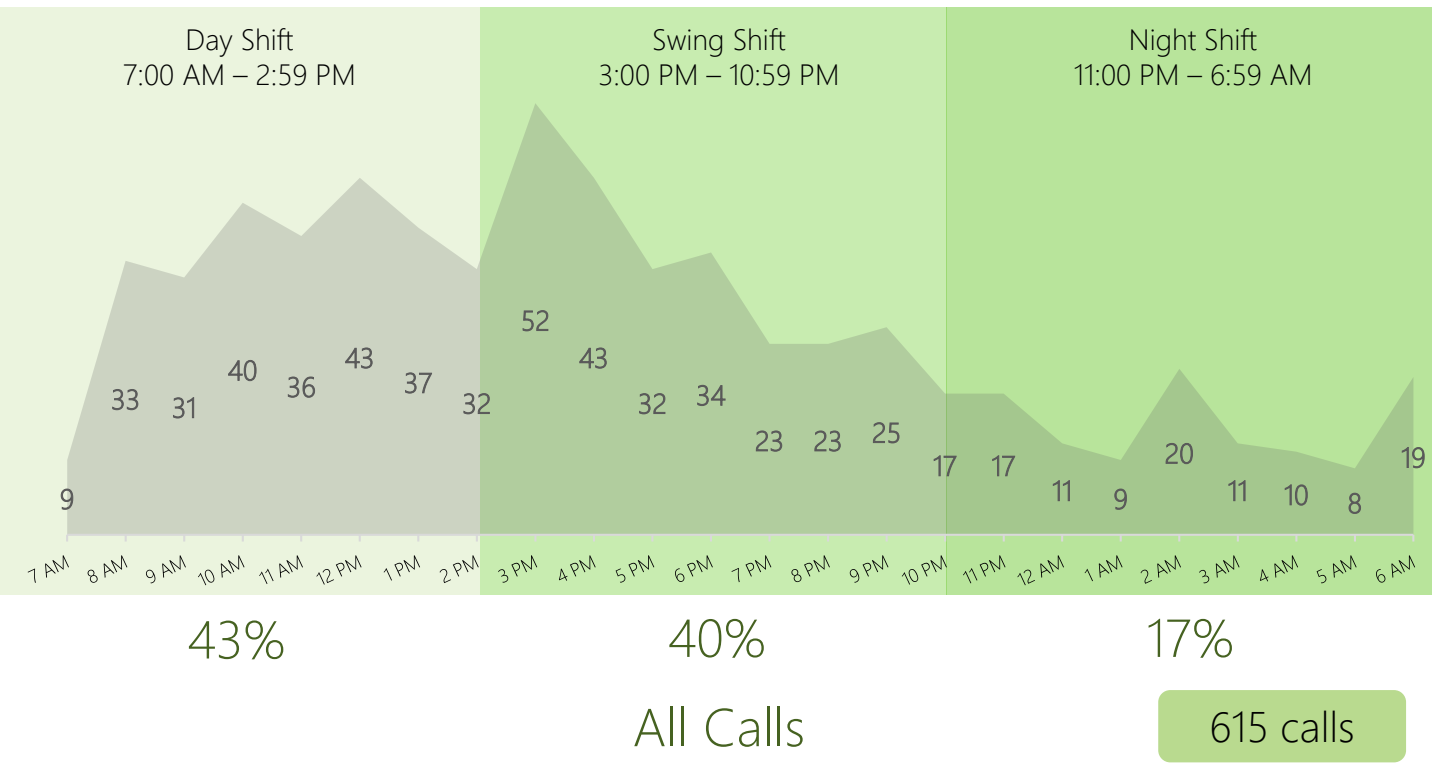
15.6

Daily Average Calls

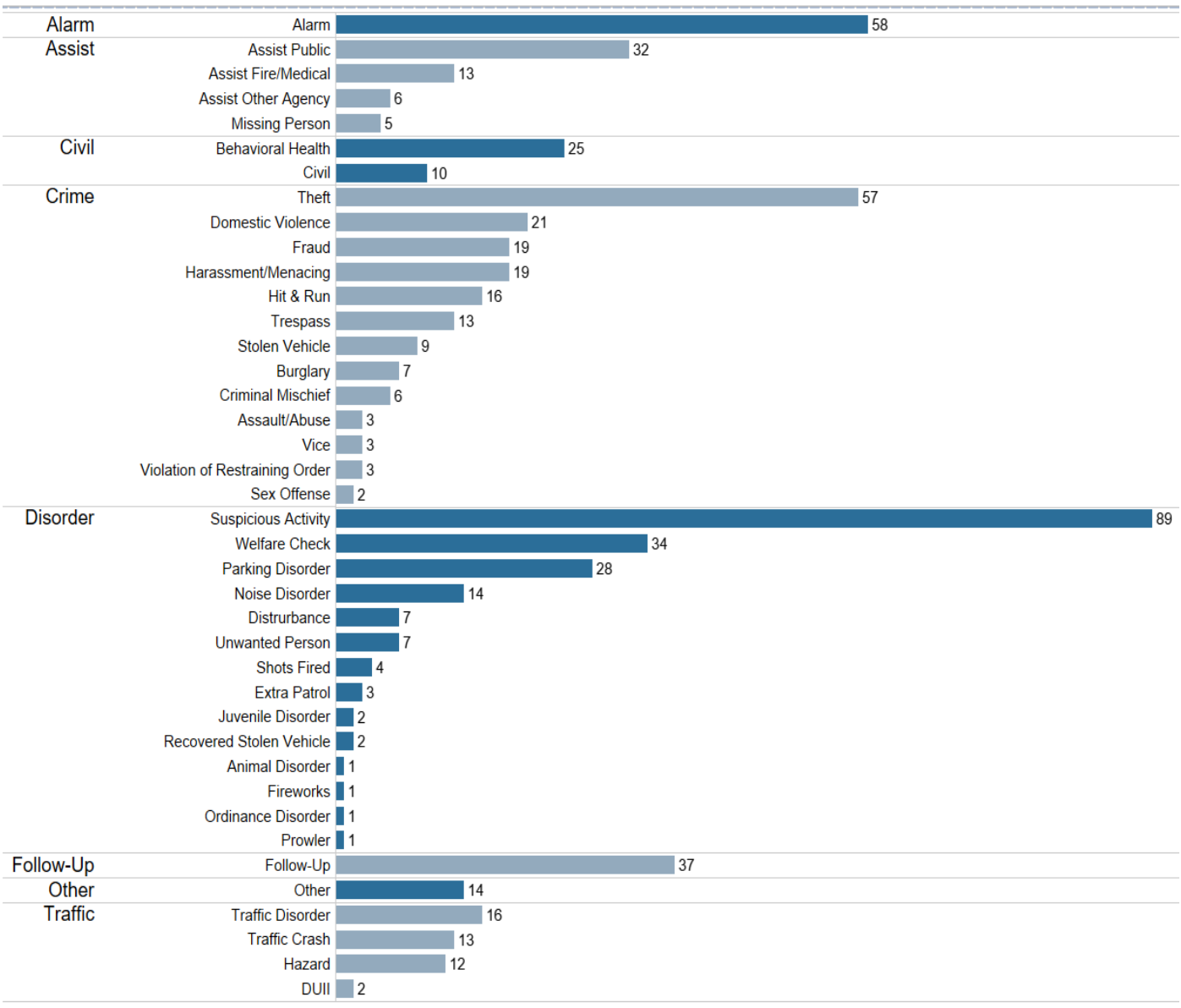
Median Hold & Response Times for Public Initiated Calls

Duration Type	All Calls	Priority 1 & 2 Calls
Hold Duration (Input to Dispatch)	3:48	2:08
Response Duration (Dispatch to Arrival)	6:18	6:43

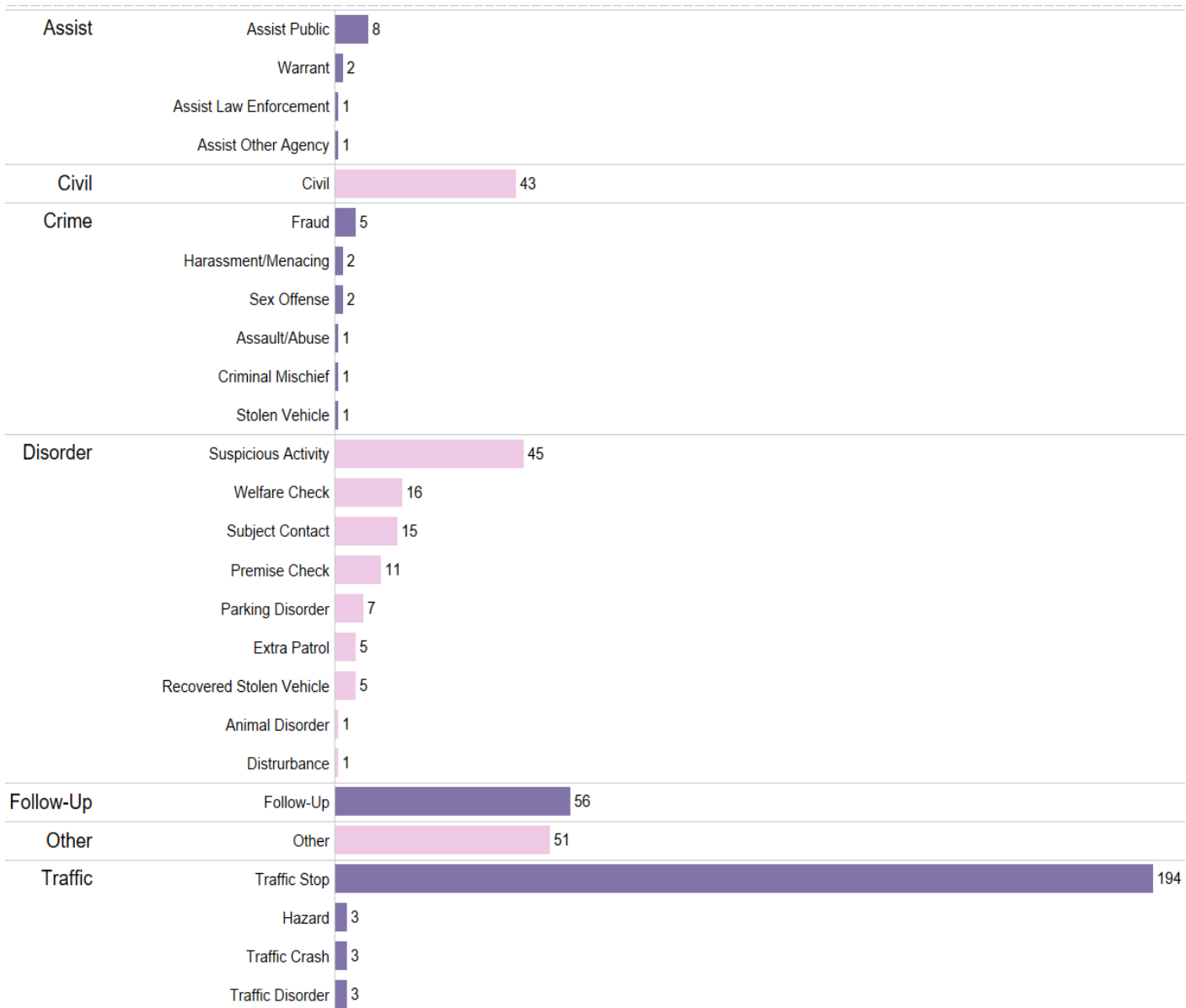
Public Initiated Calls for Service Breakdown by Hour of Day & Shift Time Groupings (not actual breakdown of Wilsonville PD shift schedules)



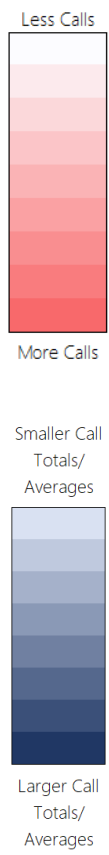
Public Initiated Call Types



Deputy Initiated Call Types

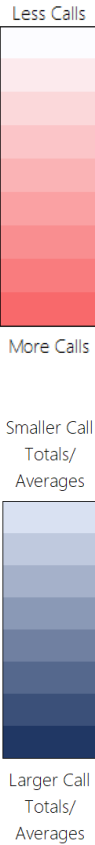


Call Group	Call Type	2021											2022	12-Month Average
		Feb	Mar	Apr	May	Jun	Jul	Aug	Sep	Oct	Nov	Dec	Jan	
Alarm	Alarm	67	49	48	63	82	53	45	44	49	61	60	58	56.6
Assist	Assist Fire/Medical	15	10	7	5	16	12	6	12	12	11	16	13	11.3
	Assist Law Enforcement	1	2	1	1	1	2	2	1	3	1	1	-	1.5
	Assist Other Agency	11	11	11	5	11	15	9	14	12	10	6	6	10.1
	Assist Public	36	36	43	51	44	46	34	30	33	29	31	32	37.1
	Marine Assist/Rescue	-	-	-	-	-	1	-	-	-	-	-	-	1.0
	Missing Person	1	5	4	4	1	3	2	6	2	1	2	5	3.0
	Warrant	-	-	1	1	3	1	2	1	-	-	-	-	1.5
Civil	Behavioral Health	78	81	21	24	37	68	92	86	68	21	19	25	51.7
	Civil	9	5	13	16	22	18	25	8	20	17	7	10	14.2
Crime	Assault/Abuse	8	4	7	9	16	5	11	10	7	11	9	3	8.3
	Burglary	1	3	-	7	6	10	7	5	4	-	8	7	5.8
	Criminal Mischief	8	6	12	9	19	13	8	10	9	10	30	6	11.7
	Domestic Violence	32	33	32	39	29	24	32	23	28	28	20	21	28.4
	Fraud	22	21	14	20	15	7	20	15	15	10	15	19	16.1
	Harassment/Menacing	22	24	20	28	21	25	32	19	35	18	25	19	24.0
	Hit & Run	13	9	11	15	16	15	12	13	20	8	19	16	13.9
	Littering	-	-	-	1	1	2	1	2	-	1	-	-	1.3
	Robbery	3	1	1	1	3	1	-	-	1	1	-	-	1.5
	Sex Offense	4	2	2	3	2	4	4	2	2	1	3	2	2.6
	Stolen Vehicle	7	7	1	6	11	2	15	13	17	10	7	9	8.8
	Theft	46	37	46	23	39	38	71	51	61	46	44	57	46.6
	Trespass	15	16	10	11	14	12	18	18	17	14	19	13	14.8
	Vice	3	6	7	4	3	4	3	2	4	1	2	3	3.5
	Viol. of Restraining Order	-	3	3	1	3	2	3	4	1	3	-	3	2.6
Disorder	Animal Disorder	8	12	7	5	24	10	16	10	7	6	8	1	9.5
	Distrurbance	7	4	10	4	9	4	9	6	7	4	3	7	6.2
	Extra Patrol	3	3	7	7	4	7	3	1	2	1	2	3	3.6
	Fireworks	-	2	-	-	5	8	3	2	-	3	-	1	3.4
	Juvenile Disorder	5	6	10	16	16	4	12	14	14	3	4	2	8.8
	Marine Patrol	-	-	-	1	2	1	-	-	-	1	-	-	1.3
	Noise Disorder	9	7	15	12	15	17	16	8	18	12	13	14	13.0
	Ordinance Disorder	-	2	1	1	2	2	4	1	2	-	1	1	1.7
	Parking Disorder	13	21	26	17	25	35	28	34	23	27	20	28	24.8
	Premise Check	1	-	1	-	3	-	1	1	1	-	-	-	1.3
	Prowler	-	-	-	1	1	2	-	-	-	2	-	1	1.4
	Recovered Stolen Vehicle	1	-	-	-	3	2	-	3	4	1	4	2	2.5
	Shots Fired	4	1	-	-	3	-	1	2	3	6	5	4	3.2
	Subject Contact	-	-	-	-	1	1	1	2	-	-	1	-	1.2
	Suspicious Activity	80	83	94	102	93	86	89	114	105	82	79	89	91.3
Unwanted Person	11	14	7	10	7	10	16	10	6	13	3	7	9.5	
Welfare Check	43	46	32	29	57	31	38	41	31	25	27	34	36.2	
Follow-Up	Follow-Up	34	35	35	37	35	32	40	31	53	31	52	37	37.7
Other	Other	18	17	29	20	21	17	20	21	11	8	15	14	17.6
Traffic	DUII	7	3	13	14	11	10	5	7	3	5	7	2	7.3
	Hazard	16	7	11	10	11	7	11	7	8	6	8	12	9.5
	Traffic Crash	13	19	20	26	18	23	25	23	15	14	33	13	20.2
	Traffic Disorder	10	29	32	22	30	23	37	28	25	24	27	16	25.3



*

Call Group	Call Type	2021											2022	12-Month
		Feb	Mar	Apr	May	Jun	Jul	Aug	Sep	Oct	Nov	Dec	Jan	Average
Alarm	Alarm	-	1	1	1	1	2	-	-	-	1	-	-	1.2
Assist	Assist Law Enforcement	1	-	-	-	-	-	-	-	1	-	-	1	1.0
	Assist Other Agency	-	2	-	1	1	1	2	-	1	-	-	1	1.3
	Assist Public	9	11	16	9	19	9	13	15	15	11	7	8	11.8
	Missing Person	-	-	-	-	-	-	-	-	-	1	-	-	1.0
	Warrant	-	3	1	1	1	1	2	1	12	2	7	2	3.0
Civil	Behavioral Health	2	-	1	-	-	-	1	1	2	-	2	-	1.5
	Civil	19	30	36	40	45	16	59	23	25	26	30	43	32.7
Crime	Assault/Abuse	-	1	-	-	-	-	1	-	-	-	-	1	1.0
	Burglary	-	-	-	-	-	-	-	-	-	1	1	-	1.0
	Criminal Mischief	-	-	1	1	-	-	1	1	1	-	-	1	1.0
	Domestic Violence	1	-	-	-	1	1	1	-	-	-	-	-	1.0
	Escape/Pursuit	-	1	2	2	2	2	1	-	-	-	-	-	1.7
	Fraud	2	2	-	4	-	1	-	3	2	5	1	5	2.8
	Harassment/Menacing	-	-	-	-	-	2	-	1	-	1	1	2	1.4
	Hit & Run	-	-	-	2	-	1	1	-	-	-	1	-	1.3
	Sex Offense	-	-	-	-	-	-	-	-	1	-	1	2	1.3
	Stolen Vehicle	-	-	-	1	-	-	-	1	-	1	-	1	1.0
	Theft	1	-	-	1	1	-	2	2	2	4	1	-	1.8
	Trespass	-	1	-	1	-	-	-	-	-	-	-	-	1.0
Vice	-	-	-	-	-	1	-	-	-	-	-	-	1.0	
Disorder	Animal Disorder	3	-	-	-	-	-	-	-	-	-	-	1	2.0
	Disturbance	-	-	-	-	-	-	-	-	-	1	-	1	1.0
	Extra Patrol	1	2	1	3	4	1	2	4	3	-	2	5	2.5
	Fireworks	-	-	-	-	-	2	-	-	-	-	-	-	2.0
	Juvenile Disorder	-	-	-	-	-	-	-	-	3	1	1	-	1.7
	Noise Disorder	1	-	-	-	-	1	-	-	-	-	-	-	1.0
	Parking Disorder	6	13	8	11	5	3	9	5	5	10	2	7	7.0
	Premise Check	13	14	13	13	8	8	8	2	1	7	7	11	8.8
	Recovered Stolen Vehicle	-	1	3	1	-	-	-	1	-	1	1	5	1.9
	Shots Fired	-	-	-	-	-	-	-	-	-	1	-	-	1.0
	Subject Contact	13	15	14	21	18	14	13	2	9	13	7	15	12.8
	Suspicious Activity	57	77	44	46	55	42	28	23	18	29	27	45	40.9
Welfare Check	4	7	11	14	9	10	10	24	22	18	9	16	12.8	
Follow-Up	Follow-Up	43	30	48	33	37	37	47	43	53	46	50	56	43.6
Other	Other	20	36	39	33	34	38	38	45	41	35	43	51	37.8
Traffic	DUII	-	-	-	-	1	-	-	-	-	-	-	-	1.0
	Hazard	20	4	2	2	1	1	4	3	1	1	1	3	3.6
	Traffic Crash	-	2	1	1	1	2	3	-	1	1	5	3	2.0
	Traffic Disorder	1	5	9	4	3	2	3	8	14	6	3	3	5.1
	Traffic Stop	147	192	256	122	87	122	136	103	129	162	133	194	148.6
Grand Totals		364	450	507	368	334	320	385	311	362	385	343	483	384.3



*Top 5 Public Initiated call types in last 12 months in red

Public Initiated Call Types

Public Initiated	January		% Difference
	2021	2022	
Vice	1	3	200%
Violation of Restraining Order	1	3	200%
Burglary	3	7	133%
Assist Fire/Medical	6	13	117%
Parking Disorder	13	28	115%
Sex Offense	1	2	100%
Traffic Disorder	11	16	45%
Unwanted Person	5	7	40%
Hazard	9	12	33%
Traffic Crash	10	13	30%
Other	11	14	27%
Theft	46	57	24%
Welfare Check	28	34	21%
Alarm	48	58	21%
Suspicious Activity	74	89	20%
Fraud	16	19	19%
Harassment/Menacing	16	19	19%
Stolen Vehicle	8	9	13%
Assist Other Agency	6	6	No change
Extra Patrol	3	3	No change
Juvenile Disorder	2	2	No change
Ordinance Disorder	1	1	No change
Shots Fired	4	4	No change
Noise Disorder	15	14	-7%
Distrurbance	8	7	-13%
Criminal Mischief	7	6	-14%
Hit & Run	19	16	-16%
Follow-Up	44	37	-16%
Assist Public	40	32	-20%
Civil	13	10	-23%
Missing Person	7	5	-29%
Trespass	19	13	-32%
Recovered Stolen Vehicle	3	2	-33%
Domestic Violence	35	21	-40%
Fireworks	2	1	-50%
Assault/Abuse	7	3	-57%
Behavioral Health	63	25	-60%
DUII	6	2	-67%
Animal Disorder	7	1	-86%
Assist Law Enforcement	1	0	-100%
Warrant	1	0	-100%
Littering	1	0	-100%
Robbery	1	0	-100%
Prowler	0	1	NC
Gerand Totals	622	615	-1%

Increase

Decrease

NC = Not Calculable. A percentage difference is not calculable when the older value equals 0, as the newer value cannot divide into 0.

Deputy Initiated Call Types

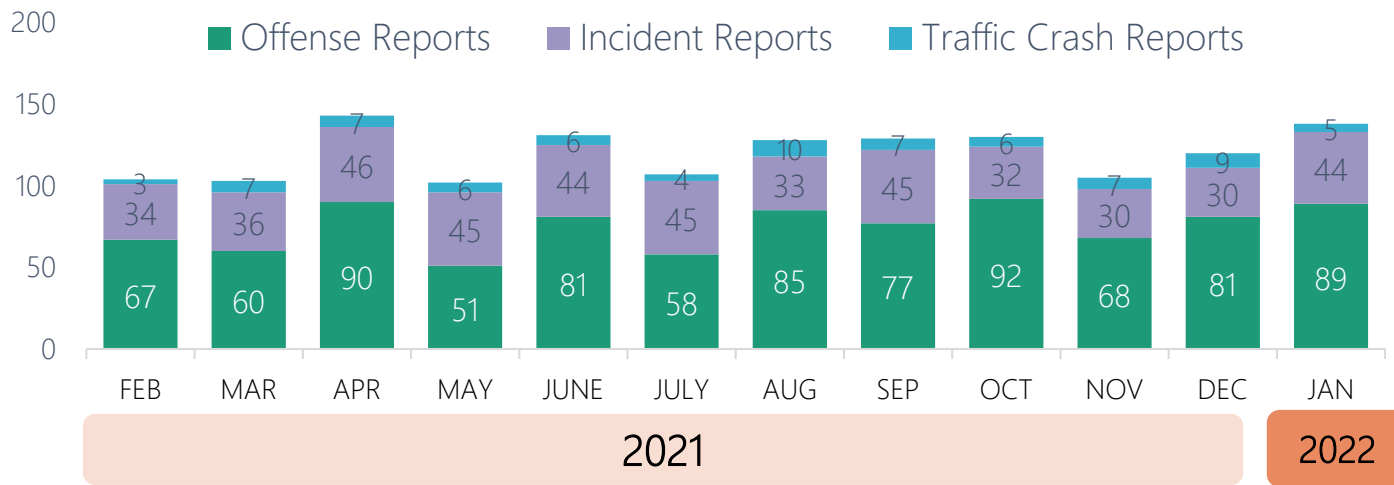
Deputy Initiated	January		% Difference
	2021	2022	
Extra Patrol	1	5	400%
Recovered Stolen Vehicle	1	5	400%
Welfare Check	4	16	300%
Civil	13	43	231%
Fraud	2	5	150%
Other	26	51	96%
Parking Disorder	4	7	75%
Traffic Stop	187	194	4%
Follow-Up	55	56	2%
Assault/Abuse	1	1	No change
Hazard	4	3	-25%
Subject Contact	23	15	-35%
Assist Public	13	8	-38%
Assist Law Enforcement	2	1	-50%
Assist Other Agency	2	1	-50%
Traffic Disorder	6	3	-50%
Suspicious Activity	91	45	-51%
Premise Check	47	11	-77%
Alarm	2	0	-100%
Assist Fire/Medical	1	0	-100%
Burglary	1	0	-100%
Domestic Violence	1	0	-100%
Escape/Pursuit	1	0	-100%
Theft	1	0	-100%
Juvenile Disorder	1	0	-100%
Ordinance Disorder	1	0	-100%
Warrant	0	2	NC
Criminal Mischief	0	1	NC
Harassment/Menacing	0	2	NC
Sex Offense	0	2	NC
Stolen Vehicle	0	1	NC
Animal Disorder	0	1	NC
Distrurbance	0	1	NC
Traffic Crash	0	3	NC
Grand Total	491	483	-2%

Increase

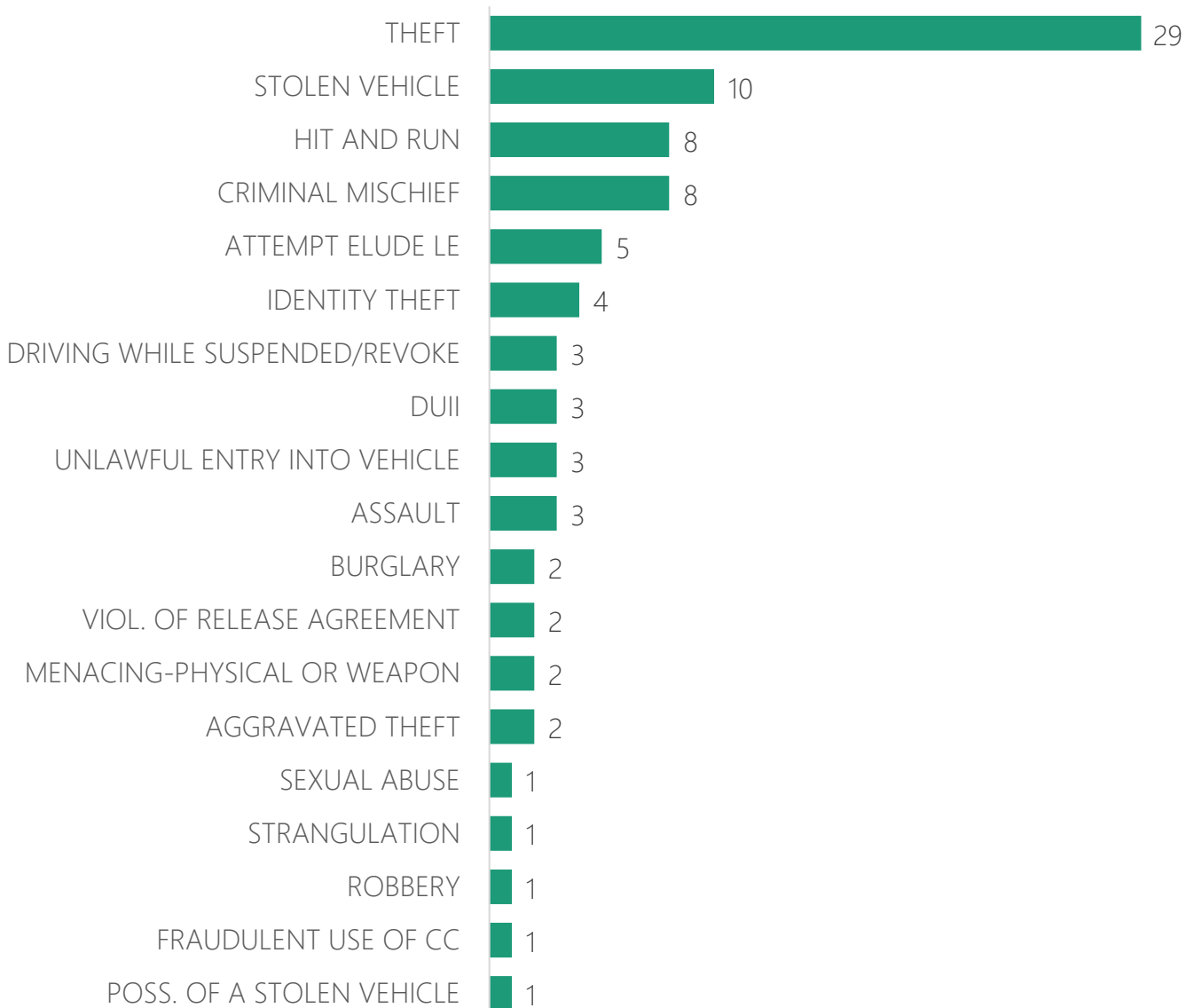
Decrease

NC = Not Calculable. A percentage difference is not calculable when the older value equals 0, as the newer value cannot divide into 0.

Monthly Reports Written

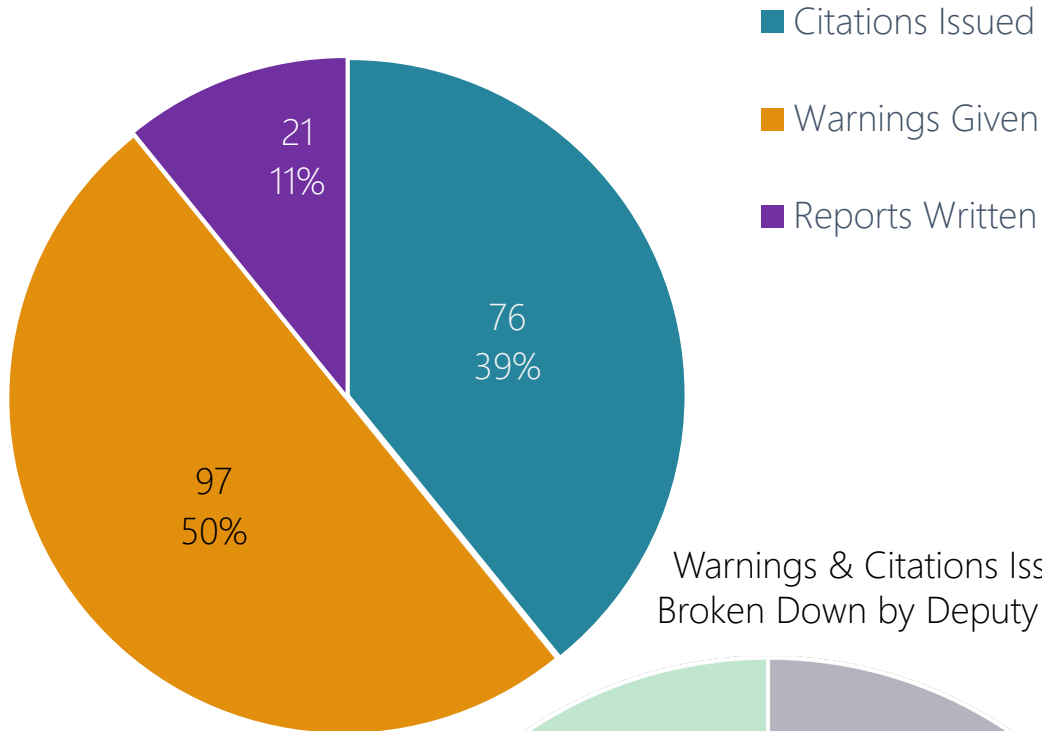


Offense Reports Written Breakdown by Top Charge

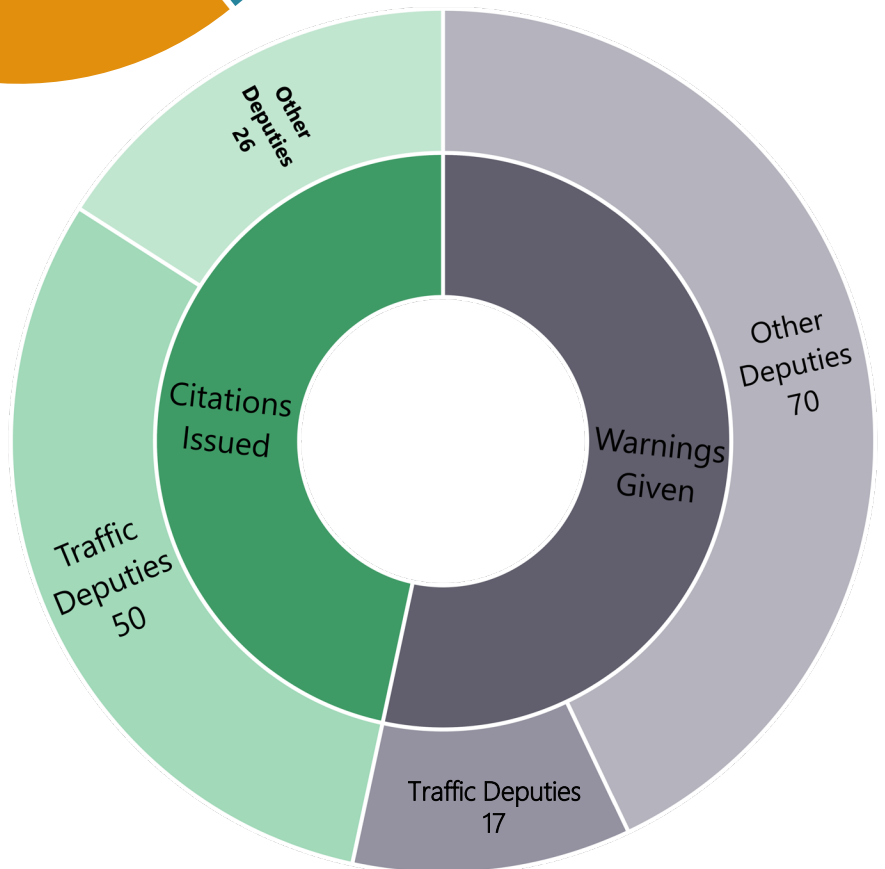


In January 2022, **194** traffic stops were made within the city limits, resulting in **76** citations issued, **97** warnings given, and **21** offense/incident reports created. Of the **50** citations issued, **126** violations were included (see next slide).

Traffic Stop Dispositions Types

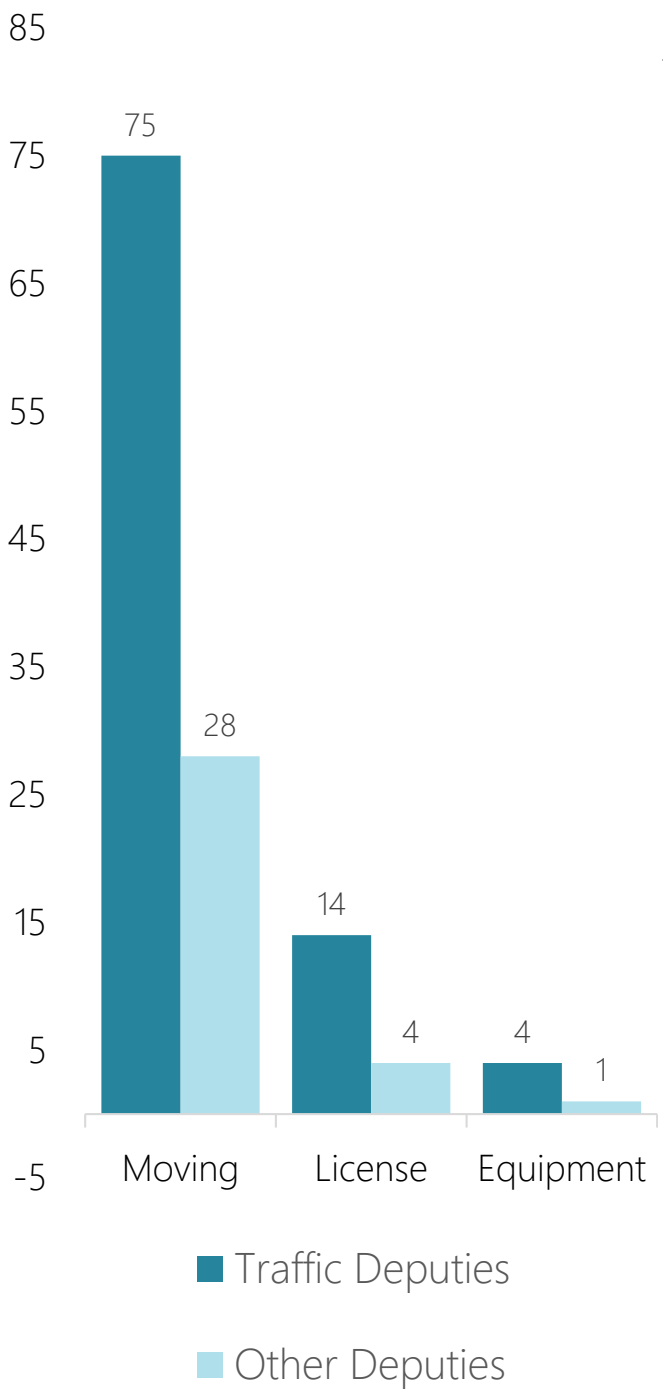


Warnings & Citations Issued Broken Down by Deputy Type



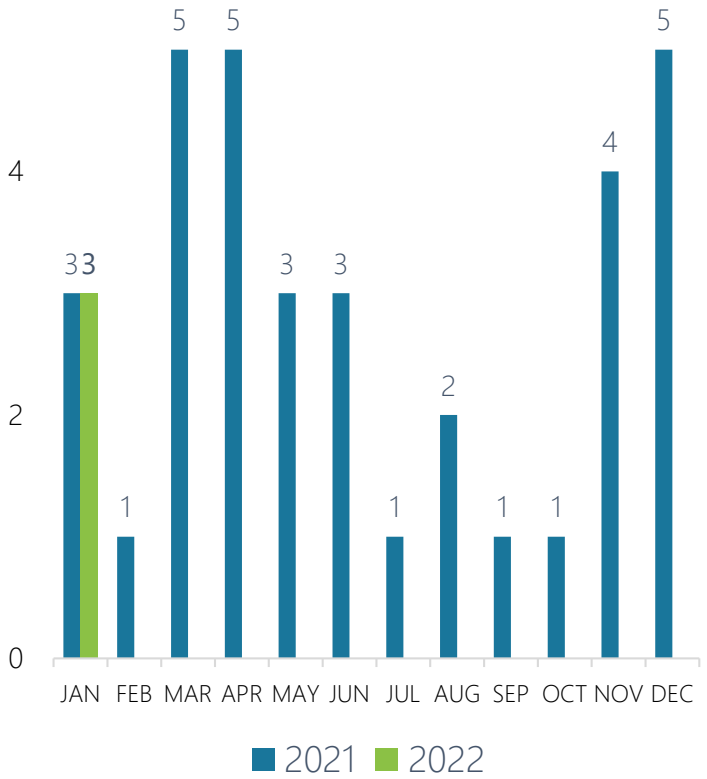
Citation Types Issued:

Of the 76 citations issued, 126 violations were included in the following types:

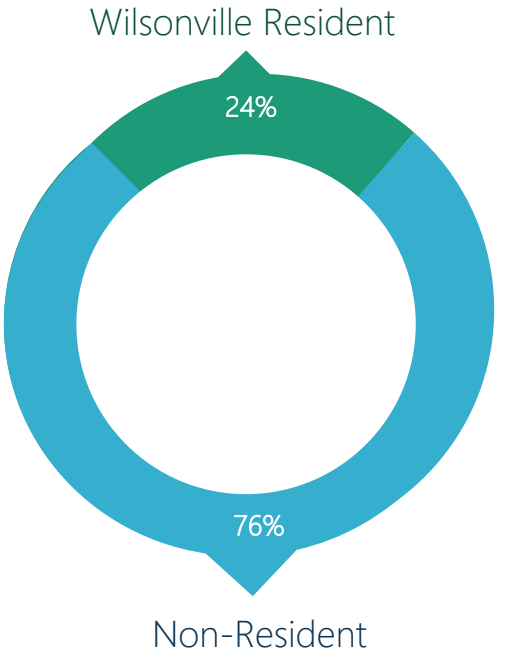


6

DUII Arrests:



Driver's Residency of Traffic Stop Subject (according to DL):



Map #	Case	Date	Address
1	22-000024	Jan 1	30300 SW BOONES FERRY RD
2	22-001314	Jan 16	SW WILSONVILLE RD & I5 FWY SB
3	22-001854	Jan 23	SW TOWN CENTER LOOP W & SW PARK PL
4	22-001897	Jan 24	9125 SW RIDDER RD
5	22-002216	Jan 27	SW BOECKMAN RD & SW CANYON CREEK RD

