

MONTHLY NEWS

City of Wilsonville Police


VOLUME 3 | ISSUE 10 | PUBLISHED NOVEMBER 9, 2020 | **October 2020**

September brought several changes in personnel our way. Deputies Andrew Drakos, Justin Smith, and Ashley Walker moved to County districts and we welcomed Andrew Kiesel, Gabriel Snedecor, and Connor Warren to the City.

H
E
L
L
O



A. Kiesel



G. Snedecor



C. Warren

L
A
T
E
R



A. Drakos



J. Smith



A. Walker



Our Traffic Officer, Deputy Brenden McKoy, responded to a traffic accident on October 15. Thankfully, no one was injured. McKoy and the tow truck driver exchanged information about the “ruff” moment.



At approximately 2:00 am on October 19, Wilsonville Police responded with TVF&R to a dumpster fire at Canyon Creek Apartments. The incident is currently under investigation, assigned to Deputy Z. Gerry. It is unknown at this time if the fire was intentionally set.



Late one night in June, Wilsonville Police, with Clackamas County Sheriff's Office, responded to a silent alarm at Stafford Elementary. They encountered several juveniles who had broken into the location. Parents were contacted and the situation addressed.

In October, Sonitrol Pacific, the school's security company, thanked law enforcement for their efforts. Among those recognized was Officer Z. Keirse.

WILSONVILLE
MONTHLY ACTIVITY REPORT
October 2020

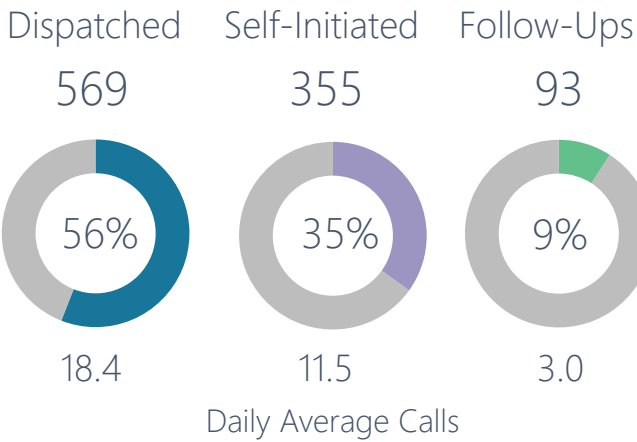
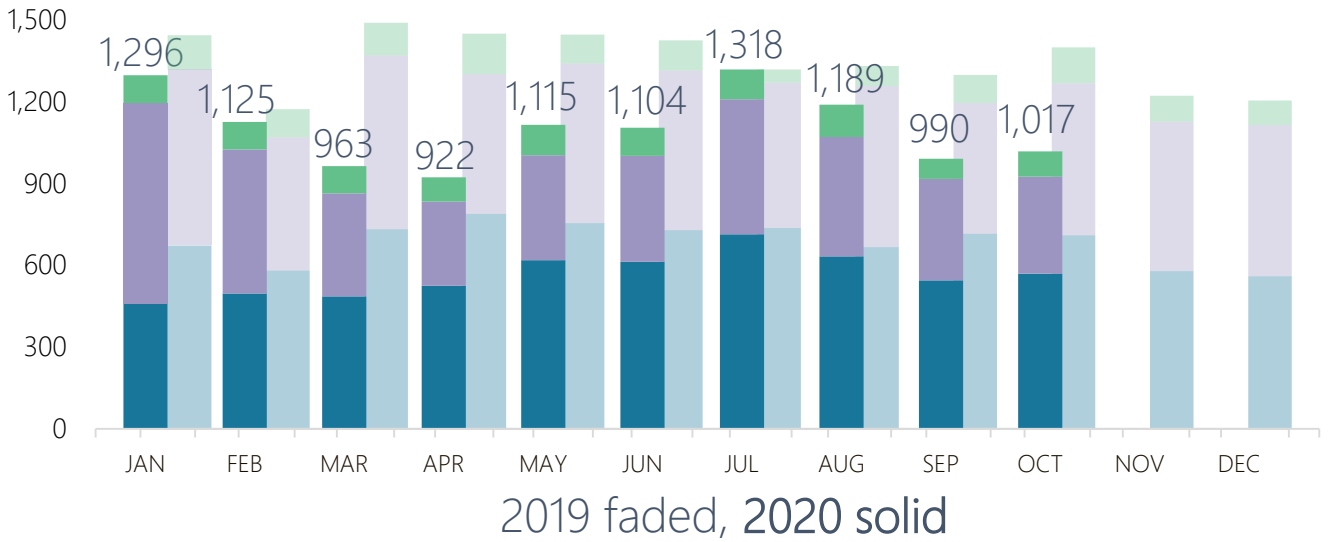


CITY OF WILSONVILLE POLICE DEPARTMENT
30000 SW Town Center Loop
Wilsonville, OR 97070

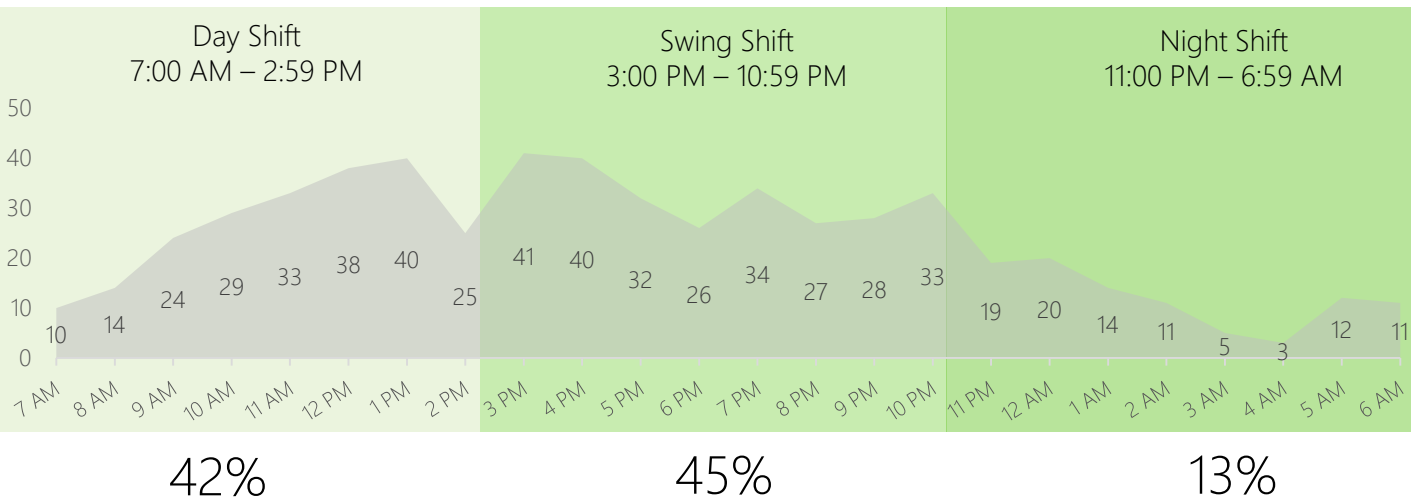
In Partnership with



**Clackamas County
Sheriff's Office**

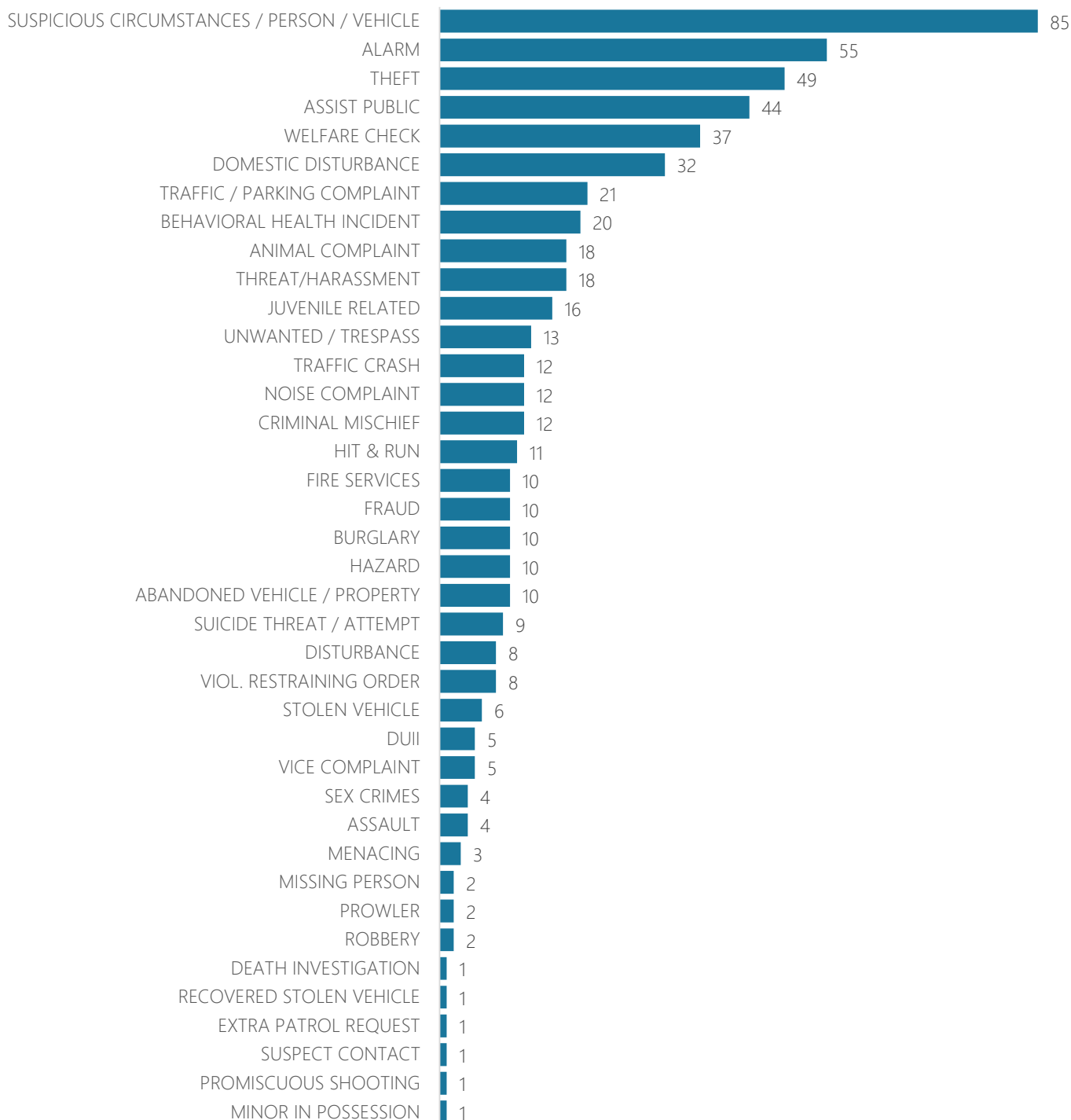


Median Hold & Response Times for Dispatched Calls		
Duration Type	All Calls	Priority 1 & 2 Calls
Hold Duration (Input to Dispatch)	3:18	2:13
Response Duration (Dispatch to Arrival)	5:29	5:30

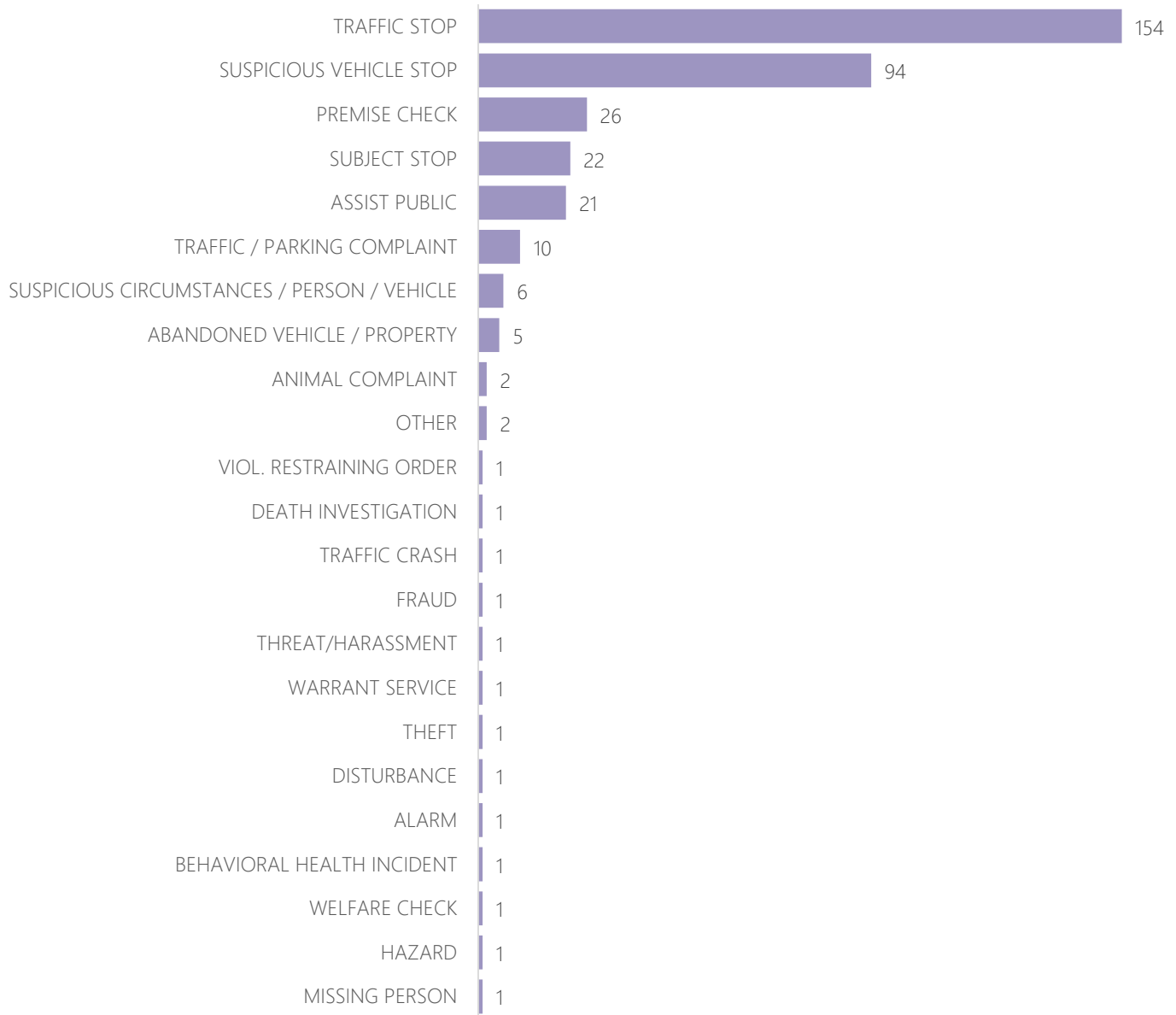


Dispatched Calls for Service Breakdown by Hour of Day & Shift Time Groupings
 (not actual breakdown of Wilsonville PD shift schedules)

Dispatched Call Types



Self-Initiated Call Types



DISPATCHED CALL TYPE	Jan	Feb	Mar	Apr	May	Jun	Jul	Aug	Sep	Oct	Nov	Dec	2020 Monthly Trend Line
ABANDONED VEHICLE / PROPERTY	14	10	11	17	11	18	14	20	16	10			
ALARM (2nd)	38	48	52	40	0	47	53	49	48	55			
ANIMAL COMPLAINT	11	7	22	6	0	18	26	26	11	18			
ARSON	0	0	0	0	0	0	0	0	1	0			
ASSAULT	6	5	4	4	0	4	4	7	1	4			
ASSIST PUBLIC (4th)	24	32	36	28	9	43	62	35	39	44			
BEHAVIORAL HEALTH INCIDENT	7	24	18	8	0	16	25	11	24	20			
BURGLARY	8	7	7	1	0	5	3	10	3	10			
COVER OFFICER	6	1	0	0	1	1	4	4	0	0			
CRIMINAL MISCHIEF	6	7	5	10	16	21	13	22	18	12			
DEATH INVESTIGATION	0	4	1	0	3	4	2	4	1	1			
DISTURBANCE	11	7	8	11	7	6	13	11	8	8			
DOMESTIC DISTURBANCE	16	19	32	21	31	36	23	27	17	32			
DUIII	6	10	3	3	5	1	4	7	2	5			
EXTRA PATROL REQUEST	2	1	0	1	0	0	0	5	3	1			
FIRE SERVICES	6	7	8	3	0	7	5	7	2	10			
FRAUD	16	19	16	22	19	19	31	29	18	10			
HAZARD	3	7	3	5	4	3	5	6	5	10			
HIT & RUN	7	11	10	13	12	9	15	17	9	11			
JUVENILE RELATED	18	17	23	17	15	24	22	14	12	16			
LITTERING	1	3	0	0	1	1	3	0	2	0			
MARINE PATROL	0	1	0	1	0	0	0	1	0	0			
MENACING	1	0	0	1	0	0	0	1	2	3			
MINOR IN POSSESSION	6	2	4	1	1	1	1	1	0	1			
MISSING PERSON	5	5	6	5	5	6	1	4	3	2			
NOISE COMPLAINT	10	9	17	16	20	21	16	15	13	12			
OTHER	0	2	1	5	2	2	4	0	0	0			
OVERDOSE	1	0	0	0	0	2	1	0	1	0			
PREMISE CHECK	1	1	0	4	1	0	0	0	0	0			
PROMISCUOUS SHOOTING	1	0	2	3	1	0	0	3	0	1			
PROWLER	0	1	2	0	1	1	1	0	0	2			
PURSUIT	0	0	0	1	0	0	0	0	0	0			
RECOVERED STOLEN VEHICLE	1	1	2	2	5	3	2	1	1	1			
ROBBERY	0	0	0	0	1	1	1	0	1	2			
SEX CRIMES	4	0	2	3	1	0	4	3	1	4			
SHOOTING	0	0	0	0	0	0	0	1	0	0			
STOLEN VEHICLE	1	8	9	9	17	8	11	10	11	6			
SUBJECT STOP	0	0	0	0	1	0	0	0	0	0			
SUICIDE THREAT / ATTEMPT	3	16	8	14	8	10	11	14	13	9			
SUSPECT CONTACT	1	0	0	3	4	3	1	0	1	1			
SUSPICIOUS CIRCUMSTANCES / PERSON / VEHICLE (1st)	71	69	55	57	95	87	107	82	106	85			
SUSPICIOUS VEHICLE STOP	2	0	0	0	0	0	0	0	0	0			
THEFT (3rd)	46	40	36	75	66	51	64	48	57	49			
THREAT/HARASSMENT	15	19	20	29	22	33	23	21	20	18			
TRAFFIC / PARKING COMPLAINT	13	11	9	25	19	18	26	22	15	21			
TRAFFIC CRASH	10	13	11	6	8	13	15	14	8	12			
TRAFFIC STOP	1	0	0	0	0	0	1	0	0	0			
UNWANTED / TRESPASS	19	17	13	20	22	23	27	24	19	13			
VICE COMPLAINT	3	7	4	1	2	7	4	0	5	5			
VIOL. RESTRAINING ORDER	1	1	1	5	6	2	6	7	6	8			
WARRANT SERVICE	2	1	1	0	2	0	1	0	2	0			
WELFARE CHECK (5th)	32	26	24	28	40	40	58	50	20	37			
Grand Total	456	496	486	524	484	615	713	633	545	569			

*Top 5 call types in red

Self-Initiated Call Types

SELF-INITIATED CALL TYPE	Jan	Feb	Mar	Apr	May	Jun	Jul	Aug	Sep	Oct	Nov	Dec	2020 Monthly Trend Line
ABANDONED VEHICLE / PROPERTY	1	8	5	7	1	1	4	5	7	5			
ALARM	1	0	0	0	0	0	0	0	0	1			
ANIMAL COMPLAINT	7	2	2	5	0	4	4	3	4	2			
ASSAULT	1	0	0	0	0	0	0	0	0	0			
ASSIST PUBLIC (5th)	21	17	16	22	8	26	19	33	28	21			
BEHAVIORAL HEALTH INCIDENT	0	0	0	0	0	0	0	0	0	1			
CRIMINAL MISCHIEF	6	2	0	0	1	0	1	1	4	0			
DEATH INVESTIGATION	0	0	0	0	0	0	0	0	0	1			
DISTURBANCE	0	1	0	0	0	0	0	0	0	1			
DUII	0	0	1	0	0	0	0	1	0	0			
EXTRA PATROL REQUEST	15	9	0	3	4	2	3	3	0	0			
FIRE SERVICES	1	0	0	1	0	0	0	0	0	0			
FRAUD	2	2	1	0	0	2	2	3	3	1			
HAZARD	2	0	3	1	0	1	3	3	4	1			
HIT & RUN	0	1	2	1	0	0	0	0	1	0			
JUVENILE RELATED	1	1	2	0	0	0	0	1	4	0			
K9 REQUEST	0	0	1	0	1	0	1	1	0	0			
MINOR IN POSSESSION	3	2	0	0	0	0	0	0	0	0			
MISSING PERSON	0	0	0	0	0	0	0	0	1	1			
NOISE COMPLAINT	0	0	0	0	0	0	1	0	0	0			
OTHER	1	0	4	5	2	5	1	2	8	2			
PREMISE CHECK (3rd)	98	57	83	88	55	99	98	38	34	26			
PURSUIT	1	1	0	1	0	0	0	1	0	0			
RECOVERED STOLEN VEHICLE	1	1	1	4	2	0	1	0	1	0			
SEX CRIMES	0	0	3	0	0	1	0	1	0	0			
STOLEN VEHICLE	0	0	0	0	1	1	0	0	1	0			
SUBJECT STOP (4th)	30	19	12	19	22	34	28	29	22	22			
SUICIDE THREAT / ATTEMPT	0	0	0	0	1	0	0	0	0	0			
SUSPECT CONTACT	3	4	5	5	1	3	4	4	1	0			
SUSPICIOUS CIRCUMSTANCES / PERSON / VEHICLE	8	4	5	18	21	10	19	13	8	6			
SUSPICIOUS VEHICLE STOP (2nd)	84	62	52	60	51	58	103	78	75	94			
THEFT	5	2	1	2	2	3	2	1	2	1			
THREAT/HARASSMENT	1	0	2	1	0	0	0	0	0	1			
TRAFFIC / PARKING COMPLAINT	24	17	10	8	11	9	10	15	16	10			
TRAFFIC CRASH	4	3	1	1	1	1	2	0	1	1			
TRAFFIC STOP (1st)	390	308	161	53	183	122	188	199	146	154			
UNWANTED / TRESPASS	0	1	0	2	1	1	0	0	0	0			
VICE COMPLAINT	0	0	0	1	0	0	0	1	0	0			
VIOL. RESTRAINING ORDER	0	0	0	0	0	0	0	0	0	1			
WARRANT SERVICE	9	2	3	1	0	3	1	1	0	1			
WELFARE CHECK	1	2	2	0	1	3	1	0	0	1			
Grand Total	721	528	378	309	370	389	496	437	371	355			

*Top 5 call types in red

Call Type	October			
	2019	# Diff.	% Diff.	2020
NOISE COMPLAINT	3	9	300%	12
MENACING	1	2	200%	3
VICE COMPLAINT	2	3	150%	5
STOLEN VEHICLE	3	3	100%	6
VIOL. RESTRAINING ORDER	4	4	100%	8
DOMESTIC DISTURBANCE	22	10	45%	32
SUSP. CIRC. / PERSON / VEHICLE	59	26	44%	85
THREAT/HARASSMENT	14	4	29%	18
BURGLARY	8	2	25%	10
WELFARE CHECK	31	6	19%	37
THEFT	42	7	17%	49
DISTURBANCE	7	1	14%	8
ALARM	52	3	6%	55
MINOR IN POSSESSION	1	0	No change	1
RECOVERED STOLEN VEHICLE	1	0	No change	1
SUSPECT CONTACT	1	0	No change	1
HAZARD	11	-1	-9%	10
SUICIDE THREAT / ATTEMPT	10	-1	-10%	9
BEHAVIORAL HEALTH INCIDENT	23	-3	-13%	20
ASSIST PUBLIC	52	-8	-15%	44
HIT & RUN	13	-2	-15%	11
FIRE SERVICES	12	-2	-17%	10
TRAFFIC / PARKING COMPLAINT	27	-6	-22%	21
TRAFFIC CRASH	16	-4	-25%	12
JUVENILE RELATED	22	-6	-27%	16
DUII	7	-2	-29%	5
CRIMINAL MISCHIEF	17	-5	-29%	12
UNWANTED / TRESPASS	21	-8	-38%	13
ANIMAL COMPLAINT	33	-15	-45%	18
DEATH INVESTIGATION	2	-1	-50%	1
EXTRA PATROL REQUEST	2	-1	-50%	1
FRAUD	22	-12	-55%	10
ASSAULT	9	-5	-56%	4
MISSING PERSON	5	-3	-60%	2
ABANDONED VEHICLE / PROPERTY	27	-17	-63%	10
COVER OFFICER	3	-3	-100%	0
LITTERING	1	-1	-100%	0
MARINE PATROL	1	-1	-100%	0
OTHER	1	-1	-100%	0
OVERDOSE	1	-1	-100%	0
PREMISE CHECK	1	-1	-100%	0
TRAFFIC STOP	2	-2	-100%	0
PROMISCUOUS SHOOTING	0	1	NC	1
PROWLER	0	2	NC	2
ROBBERY	0	2	NC	2
SEX CRIMES	0	4	NC	4
Grand Total	592	-23	-4%	569

Increase

Decrease

NC = Not Calculable.
A percentage difference is not calculable when the older value equals 0, as the newer value cannot divide into 0.

Self-Initiated Call Types

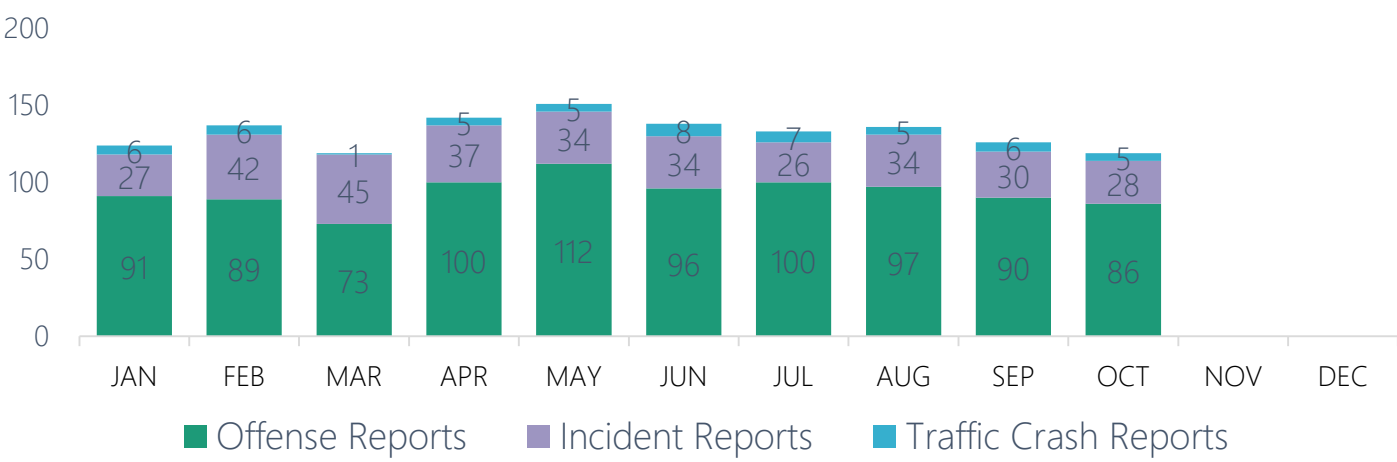
Call Type	October			
	2019	# Diff.	% Diff.	2020
SUSPICIOUS VEHICLE STOP	51	43	84%	94
SUBJECT STOP	8	14	175%	22
SUSP. CIRC. / PERSON / VEHICLE	2	4	200%	6
BEHAVIORAL HEALTH INCIDENT	1	0	No change	1
MISSING PERSON	1	0	No change	1
ASSIST PUBLIC	23	-2	-9%	21
ABANDONED VEHICLE / PROPERTY	9	-4	-44%	5
FRAUD	2	-1	-50%	1
TRAFFIC STOP	331	-177	-53%	154
PREMISE CHECK	71	-45	-63%	26
HAZARD	3	-2	-67%	1
TRAFFIC CRASH	3	-2	-67%	1
THREAT/HARASSMENT	4	-3	-75%	1
TRAFFIC / PARKING COMPLAINT	42	-32	-76%	10
ANIMAL COMPLAINT	9	-7	-78%	2
OTHER	9	-7	-78%	2
WELFARE CHECK	5	-4	-80%	1
THEFT	6	-5	-83%	1
WARRANT SERVICE	8	-7	-88%	1
ASSAULT	1	-1	-100%	0
CRIMINAL MISCHIEF	10	-10	-100%	0
DUII	1	-1	-100%	0
EXTRA PATROL REQUEST	34	-34	-100%	0
HIT & RUN	1	-1	-100%	0
JUVENILE RELATED	3	-3	-100%	0
MINOR IN POSSESSION	1	-1	-100%	0
SUSPECT CONTACT	3	-3	-100%	0
VICE COMPLAINT	1	-1	-100%	0
ALARM	0	1	NC	1
DEATH INVESTIGATION	0	1	NC	1
DISTURBANCE	0	1	NC	1
VIOL. RESTRAINING ORDER	0	1	NC	1
Grand Total	643	-288	-45%	355

Increase

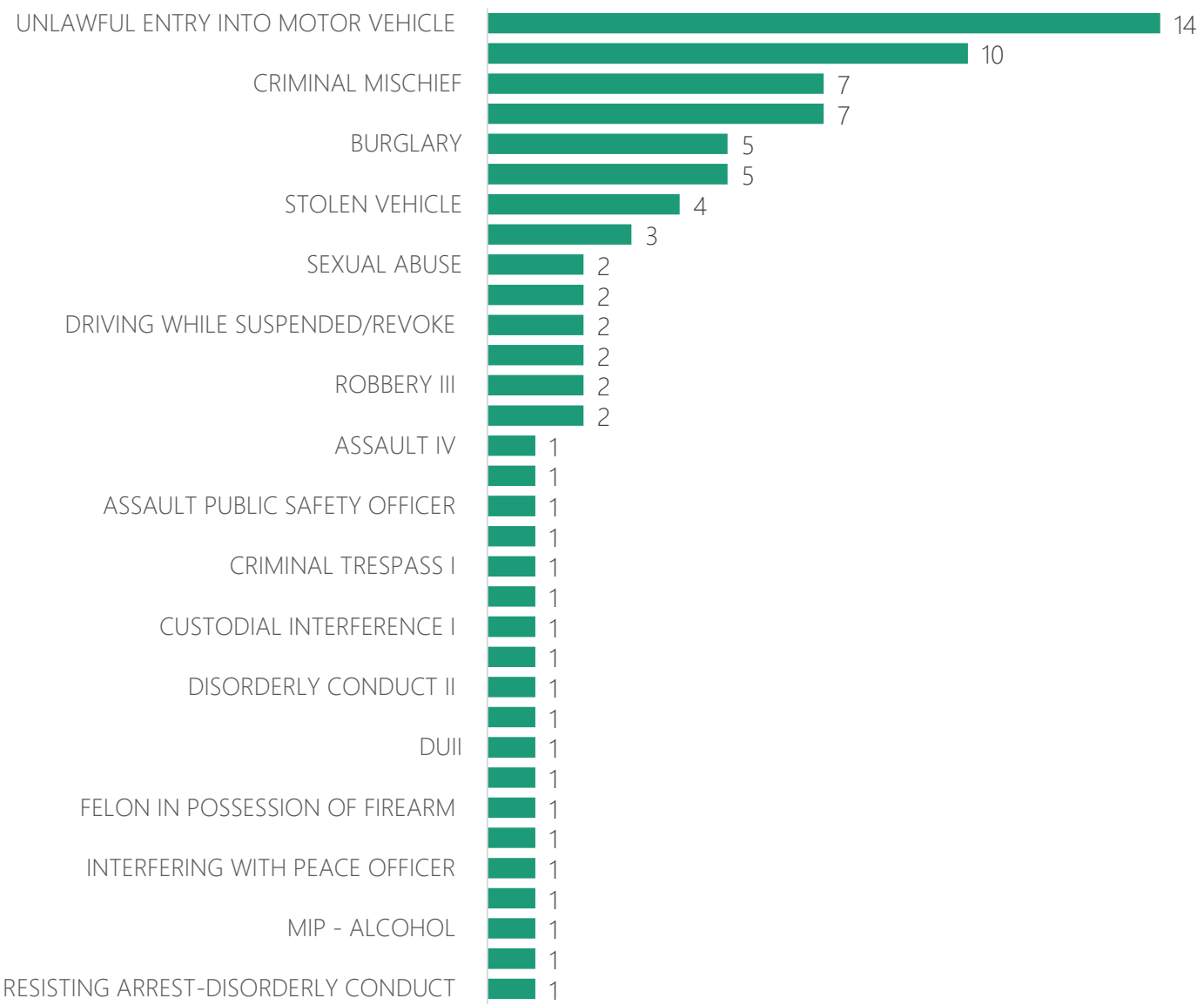
Decrease

NC = Not Calculable. A percentage difference is not calculable when the older value equals 0, as the newer value cannot divide into 0.

Monthly Reports Written

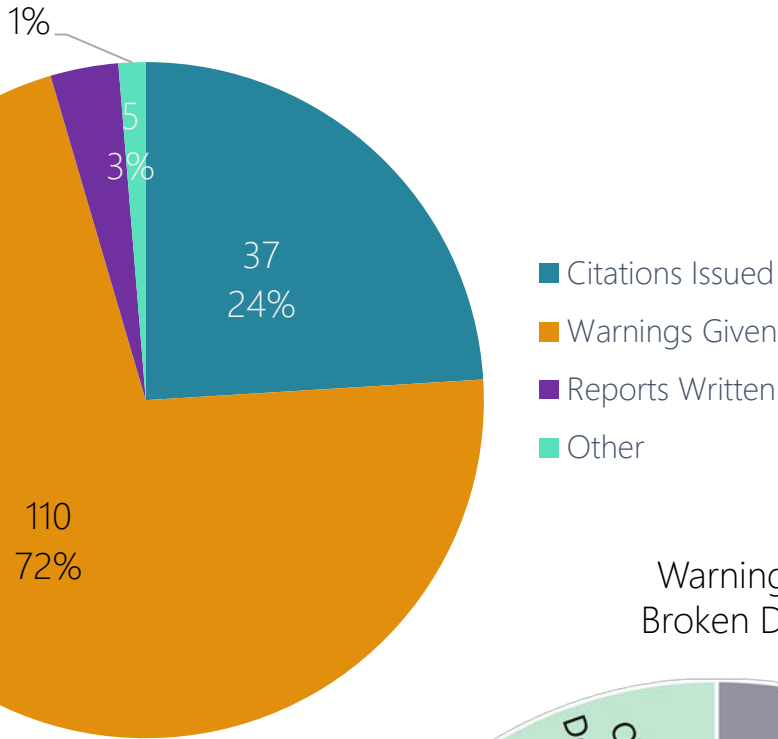


Offense Reports Written Breakdown by Top Charge

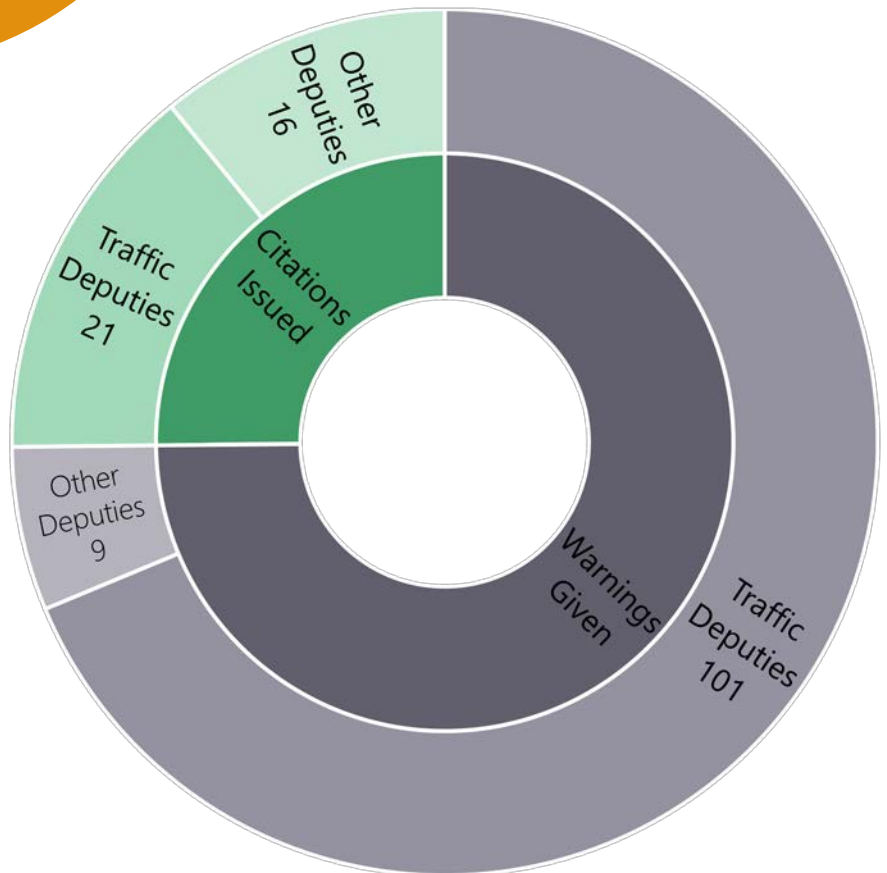


In October 2020, **154** traffic stops were made within the city limits, resulting in **37** citations issued, **110** warnings given, and **5** offense/incident reports created. Of the **37** citations issued, **49** charges were included (see next slide).

Traffic Stop Dispositions Types

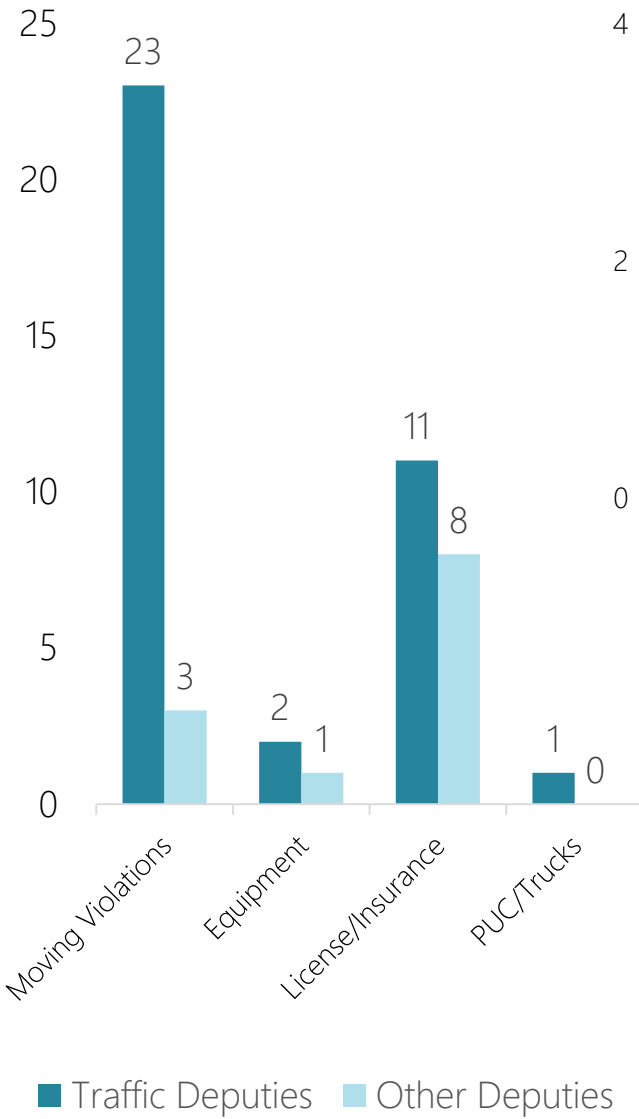


Warnings & Citations Issued Broken Down by Deputy Type

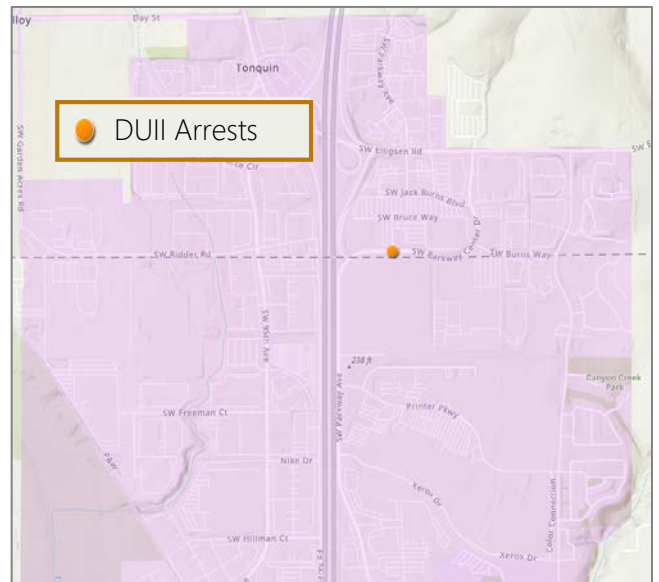
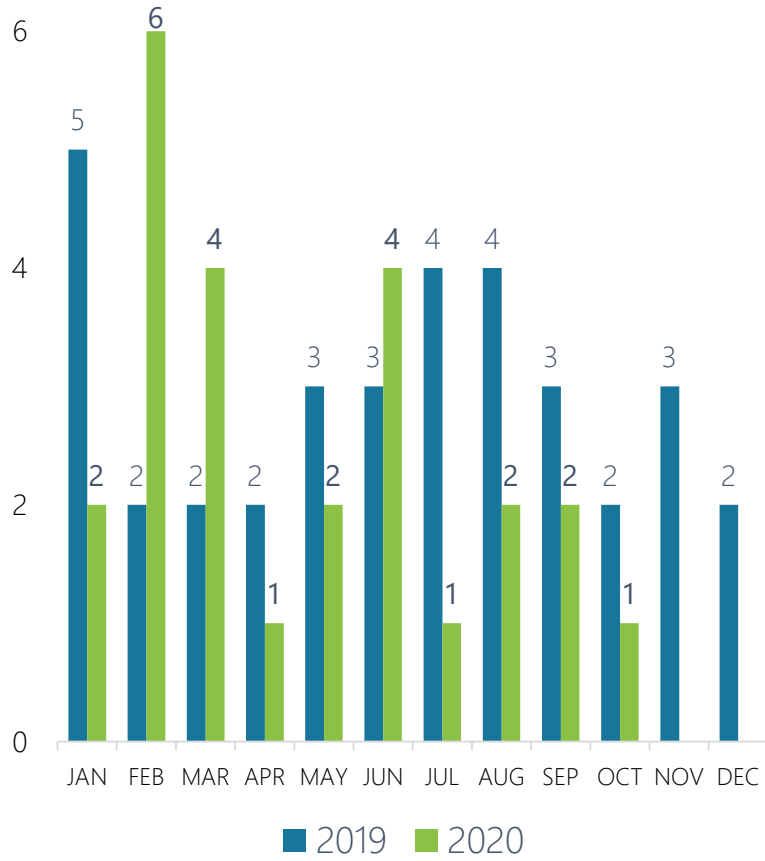


Citation Types Issued:

Of the **37** citations issued, **49** charges were included in the following types:



DUII Arrests:



Map of Traffic Crash Reports

#	Case	Date	Address
1	20-022094	Oct 13	7670 SW ROANOKE DR
2	20-022142	Oct 14	SW WILSONVILLE RD. & SW REBEKAH ST.
3	20-022246	Oct 15	SW JACK BURNS BLVD & SW ARGYLE AVE
4	20-022702	Oct 21	SW BARBER & SW BOONES FERRY RD
5	20-022988	Oct 25	SW WILSONVILLE RD & SW BROWN RD

